





# Horseshoe Pitching NEWSLINE

Official Publication of the National Horseshoe Pitchers Association

VOL. 22, NO. 5

SEPTEMBER/OCTOBER 2010



# 2010

# World Tournament Issue



# TOURNAMENT TRAVEL CONTACTS

The following is a list of all NHPA Regional Directors and the states or territory they cover. Those of you who travel and want to get out-of-area tournament information, are encouraged to contact the appropriate Regional Director. Each RD maintains a full list of all NHPA sanctioned tournaments in their area. If your travel plans call for stops in several states and you need multiple site information, you might want to write the NHPA 5<sup>th</sup> Vice-President who is in charge of all RDs. She should have copies of all the state schedules. The address for the 5<sup>th</sup> VP can be found on page 3 of this publication.

| REGION  | REGIONAL DIRECTOR           | REGION  | REGIONAL DIRECTOR        | REGION  | REGIONAL DIRECTOR        |
|---|-----------------------------|---|--------------------------|---|--------------------------|
| <b>26. Alabama</b><br>678 Williamson Kindrick Trail<br>Eclectic, AL 36024<br>(334) 541-2720<br>rons_flying_fish@yahoo.com | <b>Ron Kindrick</b>         | <b>24. Iowa</b><br>1809 Lakeside Drive<br>Iowa City, IA 52240<br>(319) 338-8256<br>clbnjb@gmail.com                   | <b>C. Leo Buell</b>      | <b>40. North Carolina</b><br>905 Windward Passage<br>Knightdale, NC 27545<br>(919) 266-1474<br>pvhighlander@att.net | <b>Paul Highlander</b>   |
| <b>52. Alaska</b><br>3075 N. Charley DR.<br>Wasilla, AK 99654-4321<br>(907) 376-2466<br>tomyobow@gci.net                  | <b>Tom Bowers</b>           | <b>18. Kansas</b><br>460 160th Rd<br>Concordia, KS 66901<br>(785) 243-7184<br>melvin@rhelectric.net                   | <b>Melvin Jeardoe</b>    | <b>15. North Dakota</b><br>901 Custer Street<br>Belle Fourche, SD 57717<br>(605) 892-2195<br>cmb@rushmore.com       | <b>Clint Bryson</b>      |
| <b>10. Arizona</b><br>36408 N. Black Canyon Hwy.<br>Lot 351<br>Anthem, AZ 85086<br>(623) 465-8351<br>lingraham3@yahoo.com | <b>Larry Ingraham</b>       | <b>32. Kentucky</b><br>Box 637<br>Warsaw, KY 41095<br>(859) 567-8511  | <b>Monty Roberts</b>     | <b>36. Ohio</b><br>2480 Bryonaire DR<br>Mansfield, OH 44903<br>(419) 589-2459<br>dndguill1961@aol.com               | <b>Dick Guill</b>        |
| <b>21. Arkansas</b><br>1015 Gray St<br>Mountain Home, AR 72653<br>(870) 656-7935<br>shoemanmoody@yahoo.com                | <b>Dewayne Moody</b>        | <b>27. Louisiana</b><br>12102 Turry Road<br>Gonzales, LA 70737<br>(225) 647-4992<br>ronlatch@etigers.net              | <b>Ron Latiolais</b>     | <b>20. Oklahoma</b><br>2909 N Shadynook Way<br>Oklahoma City, OK 73141<br>(405) 206-1581<br>nancyndavid@cox.net     | <b>David Montgomery</b>  |
| <b>3. California No.</b><br>1721 San Ramon Way<br>Santa Rosa, CA 95409<br>(707) 538-3128<br>kcsclus@sbcglobal.net         | <b>Casey Sluys</b>          | <b>42. Maryland</b><br>730 Hickok Trail<br>Lusby, MD 20657<br>(410) 326-2070<br>horseshoedon@comcast.net              | <b>Don Lawyer</b>        | <b>2. Oregon</b><br>80037 Ross Lane<br>Hermiston, OR 97838<br>(541) 567-8560<br>rickrebman@msn.com                  | <b>Rick Rebman</b>       |
| <b>4. California So.</b><br>32612 Balearic Road<br>Dana Point, CA 92629<br>(949) 496-0577<br>setibird@yahoo.com           | <b>Hal Griswold</b>         | <b>48. Massachusetts</b><br>379 Hodges Street<br>Taunton, MA 02780<br>(508) 822-9610<br>loonpnd@comcast.net           | <b>Leo Michaud</b>       | <b>39. Pennsylvania</b><br>68 Solitude Road<br>Milroy, PA 17063<br>(717) 667-3108<br>darle@eshfamily.com            | <b>Darle Esh</b>         |
| <b>61-72. Canada</b><br>35 O'Neil Crescent<br>Saskatoon, SK<br>Canada S7N 1W7<br>(306) 373-5184                           | <b>Jack Adams</b>           | <b>30. Michigan</b><br>P.O. Box 536<br>Webberville, MI 48892<br>(517) 582-1940<br>summerlin@cablespeed.com            | <b>Steve Summerlin</b>   | <b>50. Rhode Island</b><br>See Massachusetts  | <b>Ron Taylor</b>        |
| <b>13. Colorado</b><br>8030 Decatur Street<br>Westminister, CO 80031<br>(303) 657-2461<br>shes121143@Q.com                | <b>Fred Shepard</b>         | <b>23. Minnesota</b><br>652 Cross Street<br>Anoka, MN 55303<br>(612) 600-3777<br>robhagman@fridleyhorseshoes.com      | <b>Rob Hagman</b>        | <b>41. South Carolina</b><br>1915 Molly Circle<br>York, SC 29745<br>(803) 684-1453<br>hawgjaw47@yahoo.com           | <b>See North Dakota</b>  |
| <b>49. Connecticut</b><br>See Massachusetts   | <b>See Massachusetts</b>    | <b>25. Mississippi</b><br>See Alabama   | <b>See Alabama</b>       | <b>16. South Dakota</b><br>See North Dakota   | <b>Dexter Stallings</b>  |
| <b>43. Delaware</b><br>28 Gail RD.<br>New Castle, DE 19702<br>(302) 326-1311<br>LOTRingers@aol.com                        | <b>Dan Carter</b>           | <b>19. Missouri</b><br>1028 Oak Point Drive<br>Gravois Mills, MO 65037<br>(573) 374-8243<br>dbastel@lauriekitchen.net | <b>Donna Bastel</b>      | <b>22. Texas</b><br>PO Box 154026<br>Waco, TX 76715<br>(254) 757-3117<br>thpajc@att.net                             | <b>Jim Anderson</b>      |
| <b>35. Florida</b><br>7302 Brookview Circle<br>Tampa, FL 33634<br>(813) 884-2932<br>deckardr@verizon.net                  | <b>Ron Deckard</b>          | <b>11. Montana</b><br>1520 Beartooth Road<br>Wolf Creek, MT 59648<br>(406) 235-4062<br>wands@imt.net                  | <b>Wayne Bennett</b>     | <b>9. Utah</b><br>525 S 3rd West<br>Salem, Utah 84653<br>(801) 423-1058<br>garyfrankwood@msn.com                    | <b>Gary Wood</b>         |
| <b>34. Georgia</b><br>1599 Christian Hill Road<br>Rochelle, GA 31079<br>(229) 365-2672<br>mudbug1@windstream.net          | <b>Ronnie Miller</b>        | <b>17. Nebraska</b><br>45 Heron Point<br>Clarks, NE 68628<br>(402) 265-6576   | <b>Pat Wemhoff</b>       | <b>46. Vermont</b><br>See Massachusetts   | <b>Kevin Snelgrove</b>   |
| <b>6. Hawaii</b><br>P.O. Box 273<br>Anahola, Hawaii 96703<br>(808) 212-1308<br>MKamoku@hawaii.rr.com                      | <b>Myrtle May L. Kamoku</b> | <b>7. Nevada</b><br>900 E. Desert In RD #526<br>Las Vegas, NV 89101<br>(702) 506-7162<br>cehyatt@interact.ccsd.net    | <b>Chad Hyatt</b>        | <b>38. Virginia</b><br>P.O. Box 625<br>Stuarts Draft, VA 24477<br>(540) 337-4689<br>rd@vahpa.com                    | <b>See Massachusetts</b> |
| <b>8. Idaho</b><br>845 E. 16th N.<br>Mountain Home, ID 83647<br>(208) 250-3407<br>ringerguy@gmail.com                     | <b>David Spears</b>         | <b>47. New Hampshire</b><br>See Massachusetts   | <b>See Massachusetts</b> | <b>1. Washington</b><br>1105 Ione Drive<br>Benton City, WA 99320-4523<br>(509) 588-3351<br>veyallen@frontier.com    | <b>Vey Allen</b>         |
| <b>29. Illinois</b><br>2127 Lynn Street<br>Cahokia, IL 62206<br>(618) 910-8558<br>hrshuz@charter.net                      | <b>Dave Shreve</b>          | <b>51. New Jersey</b><br>56 Gallmeier RD.<br>Frenchtown, NJ 08825<br>(908) 996-3211<br>bconord@embarqmail.com         | <b>Bruce Conord</b>      | <b>53. Washington DC</b><br>See Maryland  | <b>Ken Wilhelm</b>       |
| <b>31. Indiana</b><br>5044A CR 64<br>Spencerville, IN 46788<br>(260) 238-4879<br>shillinghorseshoes@yahoo.com             | <b>Jim Shilling</b>         | <b>14. New Mexico</b><br>9201 LaBarranca NE<br>Albuquerque, NM 87111<br>(505) 321-3740<br>hnjcombs@yahoo.com          | <b>Harold Combs</b>      | <b>37. West Virginia</b><br>406 Stealy Avenue<br>Clarksburg, WV 26301<br>(304) 641-1265<br>hepzibah69@yahoo.com     | <b>Ed Wheeler</b>        |
|   |                             | <b>44. New York</b><br>P.O. Box 478<br>Spencer, NY 14883<br>(607) 589-4122<br>tictocklock@frontier.com                | <b>Bob Klock</b>         | <b>28. Wisconsin</b><br>W9070 Couty Road K<br>Lodi, WI 53555<br>(608) 592-4424<br>(608) 770-4424<br>ECWSPFW@aol.com | <b>Phil Plotke</b>       |



**NHPA NATIONAL OFFICERS**

**PRESIDENT:** STUART SIPMA  
 2826 Domino Drive, Bismarck, ND 58503-0831  
 (701) 258-5686, email: stuart.w.sipma@tsoecorp.com  
**1ST VICE PRESIDENT:** DAN SANDERS  
 42 Scioto St., Powell, OH 43065  
 (614) 596-5666, email: dsanderling@yahoo.com  
**2ND VICE PRESIDENT:** TINA HAWKINS  
 RT. 4, BOX 52, MARLOW, OK 73055  
 (580) 658-3923, email: tinahawk@msn.com  
**3RD VICE PRESIDENT:** LORRAINE STERNBERG  
 W206 N13520 Woodside Ln., Richfield, WI 53076  
 (262) 677-3300, email: horshoewi@aol.com  
**4TH VICE PRESIDENT:** JERRY LaBROSSE  
 8170 Fern Lane, Greenfield MN 55357  
 (763) 498-7353, email: jlabro6186@aol.com  
**5TH VICE PRESIDENT:** DEBBY MICHAUD  
 379 Hedges St., Taunton, MA 02780  
 (503) 822-9610, email: loonpnd@comcast.net  
**SECRETARY/TREASURER:** DICK HANSEN  
 3085 76th St., Franksville, WI 53126-9661  
 (262) 835-9108, email: nhpa22@yahoo.com

**PROGRAM & COMMITTEE DIRECTORS**

**GAME RELATED SALES:** NHPA GAME RELATED SALES  
 Larry Largevich, Pam Gettinger  
 100 Bluestem Way, Wentzville, MO 63385-3799  
 (636) 327-5271, email: nhpgamerelated@nhpasales.com  
**JUNIOR PROMOTION:** JUSTIN SIPMA  
 5212 Driftwood LN, Bismarck, ND 58503  
 (701) 258-5686, email: jwsipma@hotmail.com  
**PUBLICITY/PROMOTION:** 2nd VP TINA HAWKINS  
**HISTORIAN:** BOB DUNN  
 6417 Georgia AVE No., Brooklyn Park, MN 55428  
 (763) 535-3884, email: BOBCHARLESJUNN@aol.com  
**NATSTATS:** ROB HAGMAN  
 652 Cross St., Anoka, MN 55303  
 (612) 600-3777, email: natstats@horseshoepitching.com  
**HALL OF FAME:** VICKI WINSTON  
 10326 Highway D, LaMonte, MO 65337-2104  
 (660) 563-3536, email: horshovicki@socket.net  
**REGIONAL DIRECTORS:** 5th VP DEBBY MICHAUD  
**MEDICAL EXEMPTION FORM REQUESTS:** 1st VP DAN SANDERS  
**SANCTIONED CLUB/LEAGUE:** 3rd VP LORRAINE STERNBERG  
**CHARTER COMMUNICATIONS:** 4th VP JERRY LaBROSSE  
**RULES & GRIEVANCES:** 1st VP DAN SANDERS  
**BYLAWS:** 1st VP DAN SANDERS  
**NHPA MEETING MINUTES DIRECTOR:** 4th VP JERRY LaBROSSE  
**NEWSLINE DIRECTOR:** SECRETARY/TREASURER DICK HANSEN  
**INSURANCE:** SECRETARY/TREASURER DICK HANSEN  
**RGS:** 1st VP DAN SANDERS  
**COURT SANCTIONING:** 5th VP DEBBY MICHAUD  
**WORLD RECORDS STATISTICIAN**  
**AND PERFECT GAMES:** MEL YOCKSTICK  
 7659 Rout CT, Arvada, CO 80005 • (303) 421-6433 • nhpamel@comcast.net  
**WEBMASTER/WEBSITE:** STEVE SUMMERLIN  
 PO. Box 536, Webberville, MI 48892-0536  
 (517) 582-1940, email: webmaster@horseshoepitching.com  
[www.horseshoepitching.com](http://www.horseshoepitching.com)

**NHPA NEWSLINE**

**PUBLISHER/EDITOR:** PAULA SUMMERLIN  
**DESIGN/PRODUCTION:** BRD Printing Incorporated & EP Images  
**PUBLISHER'S POLICY:** NHPA Newsline is the official magazine of the National Horseshoe Pitchers Association. The contents may not be reproduced in any manner without prior permission of the Editor. Six issues are published annually on a bi-monthly basis. Back issues or additional copies of Newsline, subject to availability, are \$3.00 each postage included, \$5.00 for World Tournament issue.  
**ADVERTISING POLICY:** The publisher reserves the right to refuse any ad. All ads accepted must be paid for in advance and meet specific form at requirements. The publication of any ad is not necessarily an endorsement of the advertiser nor the featured product or service. Rate inquiries, ad copy and fee should be sent to NHPA Newsline, Paula Summerlin, PO. Box 536, Webberville, MI 48892-0536  
**LETTERS POLICY:** Newsline welcomes communication and articles from the membership. Submissions should be provided on disk or e-mail in text format (MS Word preferable) or typed, double spaced and should include the writer's name, address and phone number. The editor reserves the right to accept or reject any letter or advertising material. All submissions are subject to editing, available space, and must be received by the first day of the month preceding the date of issue. Email address: psummerlin@cablespeed.com NHPA Newsline, Paula Summerlin, PO. Box 536, Webberville, MI 48892-0536  
 Phone: (517) 984-6080  
**SUBSCRIPTION POLICY:** The annual subscription price is \$12.00 in the United States which includes postage via discounted standard mail. Add \$8.00/yr. for First Class Mail. Canadian subscriptions are \$20.00 U.S. funds. All new subscriptions, renewals, payment and changes of address must be sent directly to: NHPA, 3085 76th Street, Franksville, WI 53126-9661 Phone/Fax (262)835-9108



**Horseshoe Pitching**  
**NEWSLINE**

Official Publication of the National Horseshoe Pitchers Association

**CONTENTS**

Tournament Travel Contacts ..... 2  
 President's Message by Stu Sipma ..... 4-6  
 Sanctioned Club/League Report by Lorraine Sternberg ..... 6  
 Charter Communications by Jerry LaBrosse ..... 7  
 Charter Officers Meeting ..... 8  
 Thank You from Iowa! ..... 8  
 NHPA Rules and Bylaws by Dan Sanders ..... 9-10  
 A Junior Speaks to the Delegates ..... 11-12  
 Horseshoe Professional Wanted by Dale Estep ..... 13 & 16  
 Publicity/Promotion by Tina Hawkins ..... 14-15  
 2010 Cadets World Championship Class by Justin Sipma . 15-16  
 2010 NHPA Hall of Fame and Awards Banquet ..... 17  
 Highlights from the 45th Annual  
     NHPA Hall of Fame & Awards Banquet ..... 18-21  
 NHPF News, Views & Donations by Dave Loucks ..... 22-23  
 Senior Men's Championship by Chad Hyatt ..... 23  
 Regional Directors' Report by Debby Michaud ..... 24  
 Visit the National HorseshoePitchers  
     Hall of Fame & Museum ..... 25  
 Elder's World Championship by Chad Hyatt ..... 26  
 NHPA Hall of Fame & Museum by Jeanette Claas ..... 27-28  
 Women's and Senior Women's  
     Championship by Phyllis Quist ..... 28  
 Junior Championships by Aleena Cook ..... 29  
 International Jukskei Federation ..... 30  
 World Records by Mel Yockstick ..... 29-30  
 2010 World Championship Results ..... 31-68  
 Income & Expense Statement. .... 47  
 Support the NHPF ..... 55  
 Subscription Renewal Form ..... 62

**PAID ADVERTISEMENTS**

Omega Horseshoe Co. .... 4  
 Mr. D Horseshoes . .... 6  
 Stone Innovations . .... 9  
 Deadeye Horseshoes. .... 11  
 Six Pac Horseshoes. .... 13  
 Strohm's Stained Glass ..... 15



# PRESIDENT'S MESSAGE

by Stu Sipma

During my trip home, I had time to reminisce about the past two weeks of the 2010 World Tournament. With this tournament being my first as your President, I can say, I was very pleased with everyone involved in the tournament.

It all started with the setup committee, I want to thank everyone from the Cedar Rapids volunteer group who took time away from their busy schedules to assist in the setup. Special thanks go out to LeRoy Law, Ron Stanerson, Bill Marvin and Jerry Labrosse for taking the lead role in directing the setup. When I arrived on Thursday, I was amazed that the setup was already complete.

For the pitchers and their families who attended the World Tournament, you noticed on courts 25-32 we had electronic scoring setup. HS Master/Scoring was the software used for this scoring. Special thanks to Kurt Whaley for all his assistance over the two weeks to make sure everything went as planned with the electronic scoring. I cannot forget to mention our newly appointed Natstats Director, Rob Hagman. I am very pleased with the way he implemented the new scoring setup with the assistance of his Natstats team. I have already learned that Rob will do a good job for the NHPA and look forward to working with him in the future.

The world tournament was held July 26<sup>th</sup> – August 7<sup>th</sup> at the Cedar Rapids Ice Hockey Arena. We had a total of 1,268 entries. I am pleased with the community of Cedar Rapids for how they opened up their hearts and gave us all a warm welcome. Ralph Palmer the Host Director for the 2010 W.T. did a great job of getting the word out to the community making them aware of the tournament. I sure noticed it when I saw the large crowd on the final day of the Men's and Women's Championship Finals. The Cedar Rapids Gazette did a great job covering stories on various individuals including the youngest pitcher, Kylie Foster from Mount Vernon, IL and our most Elder pitcher, Donald Boyer of Martinsville, IL at a young age of 93. The Gazette also interviewed and published articles pertaining to Walter

Ray Williams Jr, Brian Simmons, and Alan Francis. I am also very pleased with the article they had written regarding electronic scoring.

The world tournament started with an opening ceremony on July 26<sup>th</sup> at 6:45 am with the National Anthems being sung by Mary Lee Malmberg, Director of the Cedar Rapids CVB. Fifty portable courts were pitched on the first week and a half on two ice hockey arenas. The one smaller arena maintained their ice below the courts by installing a 1-2" foam board over the top. This setup showed no problems and I do not believe anybody even realized the ice was below them while they were pitching.

During the first week of the World Tournament, the South Africa Jukskei team came to town to demonstrate their game which is very similar to horseshoes, however, instead of pitching a horseshoe the Jukskei team pitches a skei. The skei looks very similar to a rolling pin except one end

*Continued on page 5*



The advertisement features two columns of horseshoes. The left column shows the 'GORDON' brand, with a large stylized 'G' logo above the text 'GORDON HORSESHOES' and a pair of horseshoes below. The right column shows the 'LEGEND' brand, with a large stylized 'L' logo above the text 'LEGEND' and a pair of horseshoes below. The horseshoes are shown from a top-down perspective, highlighting their curved shape and pointed tips.

Gordon and Legend Horseshoes are pitched successfully by both flip and turn players. Order today and discover why World Horseshoe Pitching Champions have preferred them.

**Drop Forged** (The only way to make Horseshoes) - Carbon Steel - Hardened Tips  
Medium Soft - 2.8 lbs - One year Guarantee - NHPA Sanctioned

**OMEGA**  
**HORSESHOE CO.**  
777 West Midvalley Road  
Cedar City, Utah 84721

1-877-865-1066  
sales@gordonhorseshoes.com  
WWW.OmegaHorseshoes.com

Also available from [www.dennishorseshoes.com](http://www.dennishorseshoes.com) & NHPA Distributors





## PRESIDENT'S MESSAGE *Continued*

is missing and does not turn. The skeis come in different weights and the object of the game is to knock over a stake in order to score three points. The scoring is very similar to horseshoes, however, the game goes to twenty three points and you have to hit the score exactly or you go back to zero. On Saturday, we put together a USA team to compete with the South Africa team. The Jukskei team had to start over at zero, but in the end, they were still able to defeat Team USA.

That same evening Jerry LaBrosse and others put together a training session for the Jukskei team to learn how to pitch horseshoes. It was interesting to see how fast the team caught on to our game. If you have the opportunity, just ask Rob Hagman how he did against one of the women pitchers!

I had the privilege to sit and visit with their team for approximately 45 minutes to discuss their mission. Gerrie Jacobs, their lead person would like for USA to put together a Jukskei team to go to South Africa and compete in their Championships. Gerrie said it would be a great chance for us to showcase our sport as there are also numerous European countries attending who will be able to learn the game of horseshoes. Wouldn't it be great if we could get twenty-one countries to compete in horseshoes which will allow us to compete in the Olympics!

The Jukskei people are some of the friendliest and most considerate people I have ever met. I assured Gerrie that we would do our best to put together a team to go over to their country and compete in their Championships. I have asked Gary Roberts to take the lead in this endeavor. If anyone is interested in joining up in the team, please contact Gary.

On Sunday of the first week, we had our business meeting. We had a total of 110 delegates with many visitors also in attendance. The meeting was held at the Clarion Hotel which also was the host hotel for the event. The meeting started with a short prayer from our new NHPA Chaplain Ken Heinritz. Ken gave us words of wisdom and encouragement to start our meeting. Approximately one month ago, Ken took over for Jerry Holt who decided to step down as our Chaplain.

At the delegate meeting, the delegates voted for Knoxville, Tennessee to host the 2012 World Tournament. We had two sites competing for the bid with York, Pennsylvania being the other unsuccessful bidder. Monroe/West Monroe, Louisiana did a great job of updating the delegates on the world tournament status by adding some fun to the meeting by putting on a "Price is Right" skit. Contestants were randomly selected from the crowd to bid on various

items pertaining to the eating, shopping and amenities of Monroe. It appears everyone had a great time and I believe this is only a start of the fun to be had in 2011 in Louisiana. Thanks to the Monroe Team for a great update... everyone had a lot of fun.

After the World Tournament update, I had all the committee members and Officers provide an update on their work the past year. I then opened up the floor for the good and welfare. Many good ideas came up and were discussed. The Council will take all these ideas into consideration at our winter meeting.

I also don't want to forget a special speaker who offered to speak on behalf of her career as a Junior Horseshoe Pitcher. Aleena Cook gave a very touching speech. Her talk was very inspiring on what the junior program has meant and the opportunities and friendships it has provided her throughout her junior career. She discussed the scholarship program, and wanted to thank the NHPA Council for everything they do for the program. Thank you again, Aleena, for your very meaningful presentation.

At the end of the delegate meeting, I presented a PowerPoint going over my Mission/Vision statement with supporting slides showing the areas of concern for everyone to see where I will be focusing my work for the next year. I want to express to everyone that the sport of horseshoes is going through tough times like many other sports. We all have a responsibility to work hard at promoting our sport. We all need to try to sign up new members and work towards keeping the sport fun so we retain our current players.

The Hall of Fame banquet was held Sunday evening at the Clarion Hotel. Casey Sluys from California and Ed Arionus from Texas were inducted into the National Horseshoe Pitchers Hall of Fame. Congratulations to both of these well deserving inductees. I also want to congratulate all the recipients of the awards especially our 2010 Arch Stokes recipient Jerry LaBrosse for all his extra work in taking the lead role in the construction and installation of 60 new portable horseshoes courts which the NHPA is currently using at the World Tournament.

The Championship preliminaries started the second week with a lot of exciting games. However, with any event of this size, there were times the Council had to address a couple of sensitive conduct issues. I can assure you these situations were handled and the players involved were talked to. It has always been my intention that everyone will be treated the same no matter who you are or what

*Continued on page 6*



# NATIONAL SANCTIONED CLUB/LEAGUE REPORT

by Lorraine Sternberg

It is surprising how fast two weeks can go, when you are at the world tournament. It seems like you just arrive and in no time at all it is over. It was a great tournament and it was fun to see lots of horseshoe friends. As I have said before, for me it's the best part of the tournament. I got to meet some league directors that I have never meet before. That is something I always enjoy, it's nice to put a face behind e-mails.

One of the biggest problems we have at the world tournament, and have had for many years, is getting enough people to sit and keep score. So for all of those that kept score, I thank you from the bottom of my heart. You have no idea how much we appreciate all of you. For the pitchers that came and kept no score, I hope that when you come to next year's tournament you will please take your turn and keep score. Remember, there was a score keeper there to keep score for your games.

A few things that I addressed at the sanctioned league meeting was to please send your reports to me by e-mail rather than by US post office and hand written reports. Not only do you get your patches on time for your awards banquet or picnic, but I can also get your results into NatStats much faster and I can read them better, which results in less mistakes. I also asked that if you have juniors on your sanctioned league to submit them for the sanctioned league scholarship program if they are eligible.

I want to congratulate all of the World Champions along with all of the Class Champions! I hope that everyone had a great time at this year's World Tournament and that you will all be back again next year at Monroe, Louisiana. If you were unable to make this year's tournament, but are thinking about next year, the dates are July 18-30, 2011. Mark your calendars now, so you don't forget. Hope to see you all there.

## PRESIDENT'S MESSAGE *Continued*

percentage you pitch...everyone is treated fairly and consistently.

I want to take this time to congratulate our World Champions starting with the Cadets - Noah Gabel, North Dakota, Girls Champion - Bethany Heinritz, Wisconsin, Boy's Champion- Matt Fuller, Washington, Senior Women - Sheila Shepard, Colorado, Men's Senior- Ron Deckard, Florida, Elders Champion - Ed Arionus, Texas, Women's-Champion Joan Elmore, Tennessee, and our Men's Champion 16th title having to go through a playoff game with Brian Simmons, Alan Francis, Ohio. I couldn't be more proud of these Champions who represent our sport.

Last but not least, I want to thank the NHPA Council. This will be my seventh year serving on the Council. Many of you do not know all the long hours these folks put in to make sure you have a very pleasant tournament while you are participating. Please remember that and thank them when you get a chance.

I hope all of you keep enjoying the sport of horseshoes and keep working towards growing your membership. If we all combine our efforts, I know we can see increases in our membership. Remember this truly is a family sport where everyone can enjoy and compete at all levels.



**MR. D HORSESHOES**

"THE SHOE THAT FITS"

DESIGNED AND BALANCED FOR THE FLIP





THE TOE OF THE MR. D SHOE IS SMOOTH WITH A GOOD SLANT ON THE TOP SIDE FOR AN EASY GRIP AND A SOFT TOUCH DELIVERY

**— NEW SHOE —**

**MR. D. CLASSIC**

Call or Go Online for Prices and Shipping Cost

NO SHOES SENT ON CONSIGNMENT



— L-M-H WEIGHTS —

WITH OR WITHOUT RINGER BREAKER

**NHPA APPROVED**

[www.mrdshoes.com](http://www.mrdshoes.com)

— Order Direct From —

MR. D. HORSESHOES, BOX 367, POST, TX 79356

johnny@mrdshoes.com

**JOHNNY DAVENPORT**

806/495-1686

**CAST FROM ALLOY STEEL**

GUARANTEED ONE YEAR AGAINST BREAKAGE (FROM ORIGINAL DATE OF PURCHASE)

Guarantee valid in continental U.S. only



# CHARTER COMMUNICATIONS

*by Jerry LaBrosse*

As we reflect over another successful world tournament, I'd like to comment on a few of the highlights.

The setup crew of volunteers was amazing again this year. Ralph Palmer, Leroy Law, Ron Stanerson, Bill Marvin and John Ghrist led a crew of approximately 50 hard working men and women that did the bulk of setting up two arenas in a day. The second day of setup was merely finishing the fencing and attending to last minute details. My sincere thanks go out to these leaders and all the volunteers whose names I don't have at this time. These guys were there for nearly three weeks making sure the setup was done right, and that the equipment, supplies, and water were taken care of at all times, along with the daily cleaning. And let's not forget the breaking down and loading the NHPA trailer. All in all, the entire Cedar Rapids group did an amazing job in conducting this tournament.

I'd also like to thank all of the officers and directors for their hard work in running the tournament. The shifts were running on schedule throughout the tournament. A special thanks to the volunteer shift directors Jane Smith and Rick Wright. We had some superb shift assistants that deserve recognition: Leo Michaud, Terry Sternberg, Jim Kinney, Ken Walters and Travis Sluys all worked hard at keeping the score sheets flowing. There were others not named here, and we thank you all.

I was very pleased at the warm reception we had with the new electronic scoring demonstration. It surely appears that this will be expanded upon into the next few years, and eventually will be used for the entire tournament. In the long term it will save time and money, and greatly improve efficiency and reduce errors. Thank you to all that expressed interest in learning the new scoring method, and I encourage all of you to consider learning how to do it. Instructional material will be placed on the NHPA website to teach this to you.

As for the pitching equipment, I am happy to report that we have reached the high point of the project. There are no more plans for upgrade or improvement to this equipment. It will now be a maintenance project into the next several years, and perhaps a bit of replacement when things get damaged. The boxes moved less than the past two years, and all the other components seem to be holding up fine.

Another highlight of the tournament was the delegation of Jukskei players that spent the first week with us. They showed us their sport and we showed them ours. It was an awesome display of international cultural exchange between our two countries. It gave me goosebumps when they stood at attention and sang their national anthem at our awards banquet. A delegation of horseshoe players may be making the trip over to South Africa in 2011 to attend their national Jukskei tournament. The South African delegation were fantastic people. They were fun, polite and very professional. The most fun part of the whole tournament for me was the Friday night where we showed them how to play horseshoes. Sue Snyder and Brian Simmons were among the dozen or so US pitchers that worked with them and taught them the basics of horseshoes. Interestingly, there were two of their women that picked up the game very quickly. After about an hour of pitching for the very first time, a young lady name Anatkie was throwing in the neighborhood of 50-60% ringers. She beat our new Natstats director, Rob Hagman, handily in a game to 21 points. If this article reaches any of you that were part of the Jukskei delegation, I salute you, and thank you for a wonderful experience. We hope to see you in Louisiana.

Lastly, I'd like to thank all of the charter presidents and RD's who made an effort to meet with me during the event. It's nice to meet the folks I've been dealing with by phone and email. As is the case each year, people expressed both praise and complaints about the tournament. Fortunately there were many more positive comments than negative ones, and I thank all of you for that.

Visit the  
**NHPA Hall of  
Fame & Museum**  
100 Bluestem Way • Wentzville, MO 63385-3799

Contact: Jeanette Claas (636) 447-3039  
or cell (636) 734-9095



# CHARTER OFFICERS MEETING August 1, 2010

*Submitted by Phyl Quist*

The meeting was opened by Vice President Jerry LaBrosse. There were 40 in attendance representing 22 states.

We talked about using the H.S. Master program at the World Tournament this year, which was going very well and also the H.S. Scorekeeper program. Most all comments are very positive. With a show of hands, approximately half in attendance are using the H.S. Master program locally.

Rob Hagman, our new NatStats.Director, was introduced. Rob encouraged every charter to have a main Stat person and have all tournament results sent to that person who in turn reports all to Rob.

Next years' World Tournament will hopefully have more sections set up to use the H.S. Scorekeeper. NHPA is looking for the donation of used or outdated laptops for the use in tournaments. Contact Kurt Whaley for more specific information on this. Kurt will also be developing a section online for training.

All charters should establish a Promotion Director. If you don't already have one, start talking it up at all meetings

and tournaments. There are so many areas for promotion: Pitch & Win, County Fairs, Local Newspapers, Soccer Associations, unsanctioned tournaments, handout info at tavern leagues, new members buy card – first tournament free, waive state dues first year, Lifetime Sports Program at High schools, etc. etc.

The NHPA website has a wealth of info to use. Link your state site to it and also then to local clubs. There are free services to develop a website. Use Face Book. Participate in the Forum – keep it positive.

Barry Chapelle encouraged all charters to have at least one tournament a year to support the NHPF. Charge regular fee - all goes to the NHPF. Oregon has been doing this for several years.

The meeting was turned over to Lorraine Sternberg for the Sanctioned League part of the meeting and then to Debby Michaud for the Regional Directors meeting. For results see each of their articles in this issue.

## THANK YOU from Iowa!

*LeRoy Law, IHHPA President*

On behalf of the Iowa Hawkeye Horseshoe Pitchers Association, I want to extend our sincere appreciation to everyone who helped in hosting the 2010 World Tournament in Cedar Rapids. Many thanks are in order. The first goes to the Delegates in York, PA who gave us the opportunity. The second is to Dick Hansen, Tournament Director, President Stu Sipma and the remaining NHPA Executive Board members who ran the tournament flawlessly. They all worked quietly behind the scenes, working as a team to assure that everything ran smoothly.

We were fortunate indeed to have great support from the Cedar Rapids Convention and Visitors Bureau, spearheaded by Mary Lee Malmberg, Director of Sports Tourism. Mary Lee and Ralph Palmer, Host Tournament

Director, were the two most instrumental in bringing the tournament to Cedar Rapids.

Last but certainly not least is the large number of volunteers who were responsible for seeing that everything was in place before and during the tournament. In addition to our many Iowa volunteers, out-of-state volunteers included Bill Marvin and 12 others from Illinois helping with the set-up in advance of the tournament—their help was very much appreciated.

To the 1,262 participants:

*"Thank you for being a big part of the  
2010 World Tournament!"*



# NHPA RULES AND BYLAWS

by Dan Sanders

## Proposed NHPA Bylaws Changes and Deadline

This is a reminder that the deadline for submitting proposed changes to our current Bylaws is December 31<sup>st</sup> of this year. Please take some time to review our current 2009-2011 edition of the NHPA Bylaws (blue booklet) and if you think that any changes should be made, please submit them, in writing, as follows: 1) Include the current wording of the Article and Section, 2) Include your proposed changes to the wording of this Article/Section, and 3) Include the reason(s) for your proposed change(s). If you do not have a copy of the current NHPA Bylaws, they can be found on the NHPA Website or a copy can be requested from your Charter Secretary or from our National Secretary, Dick Hansen. Your proposed changes should be sent to me by e-mail or by US mail (see addresses on page 3) and must be received by December 31<sup>st</sup>.

## World Tournament Championship Finals Seeding Question

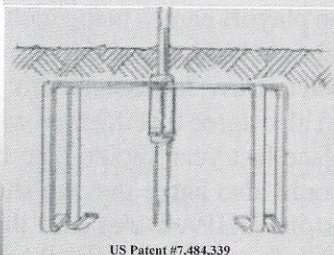

In some recent correspondence on our NHPA Forum (see [www.horseshoepitching.com](http://www.horseshoepitching.com)), a report describing

the seeding of pitchers into the 2010 Open Men's Championship finals was posted by "Smiles" (those who participate here in questions/responses may choose to remain anonymous). Since our Forum has a somewhat limited number of followers, I thought that including this post and response here would reach more of our members and perhaps stimulate some additional thought and discussion. Here is the post, followed by an explanation. You may also want to read other questions and responses on the Forum.

*"Brett Vogel qualified for the finals, but turned down the option to play. This meant that the #21 man after class play would move up into the championships to replace him. Dave Johnson Jr. actually averaged 58.00% through his 16 games of class play and was sitting at #21. However, he tied for first place in A-3 and competed in a playoff. Dave won the playoff but only threw 50%. This dropped his ringer percentage to 57.5% and now below Jerry Comstock and Jim Larson at 57.67%. By pitching in the playoff, Dave had pitched himself out of the finals. In the past (last year), the playoff games were*

*Continued on page 10*

## The Original Horseshoe Stake Stabilizer



US Patent #7,484,339

*From a time when ranch-hands first pitched horseshoes for recreation, one key element has frustrated players throughout the games duration...the instability of the stakes. From first angling the stakes forward for greater stability on it's own, to the utilization of longer stakes, buried logs and buckets of cement; none of which have proved capable of withstanding the test of time; we proudly introduce....*

### **"The Original Horseshoe Stake Stabilizer"®**

- \*Four interlocking arms of heavy duty steel prevents tilting.
- \*Durable rubber insert prevents slippage.
- \*A pivoting support to help keep stakes from being driven deeper.
- \*Fully coated to help prevent rusting.
- \*Designed for the regulation 1" diameter and 36" long horseshoe stake.
- \*Guaranteed to maintain desired angle and height of set stakes.

Two assemblies per box! An exceptional bargain for only...**\$34.95** plus s/h

**Clearly a milestone in its maintenance free design!**

Stone Innovations 47 Hitchcock Way South Windsor, CT 06074 Tel. 1-860-482-7578

Visit us at: [www.theoriginalspider.com](http://www.theoriginalspider.com)



*Nothing else has the long-term stability of "The Spider"®*



# NHPA RULES AND BYLAWS *Continued*

*not factored into the ringer percentage used to determine the move ups. The playoff game did go into NATSTATS, but the advancement to the finals were only based on the regular round-robin games in class play. Apparently this rule was changed, effective January 1<sup>st</sup>, but I couldn't find results on the web from last year's convention that showed what we voted on, whether this was or not. The point here is that Dave Johnson pitched his way in and out of the finals. It was really disappointing, especially since he averaged about 65% the third day (he kept improving each day). He had a great chance of finishing in the top 5 pitching like that.*

*What do you think about this? Should a rule change be submitted by December 31<sup>st</sup> (of 2011) so that only round robin games in class play count towards seeding into the championship finals? Should all classes be required to have the same amount of shoes pitched so that move-ups are based upon the same criteria? This may require some classes to have more than one pacer. Do you think that is fair? What are your opinions?"*

Hi Smiles,

Thanks for your post to the Forum. This same scenario actually occurred last year, but in an opposite way. I don't recall the names of those involved, but in a quick summary (and as I remember it), there was a playoff game for first place in one of the top Classes (maybe A-2?) of preliminary play where the winner pitched one of his best games of the tournament, winning the playoff and first place in his Class. Before that playoff game, he hadn't made the "top 20" for the Championship finals, but when the final stats were posted, he was actually in 17th place, overall. Of course, this was brought to our attention, along with the obvious question, "What is fair about this? This man ended up in 17th place overall and didn't make the Championship Finals! Isn't a playoff game a part of the Tournament stats? What do the NHPA Rules say about this???"

This question became a topic of discussion at our NHPA Council meeting in January of this year. The Rule about playoff games has actually been in effect for many years and can be found in the earlier Rules pamphlet (green) on page 10 under *Tournament Play, Section C* as well as in the 2006 and 2010 (see page 18, Rule 11, Section C) printings of the RGS Books. This Rule reads... "A contestant's ringer percentage shall be determined by dividing the total number of ringers by the total number of shoes pitched. Shoes pitched in playoff games and

*in extra innings pitched because of tie games shall be included in these totals".* Of course the last sentence is what applies here. After some discussion at our Winter Council meeting, it was determined that this rule had not been followed for an undetermined number of years at the World Tournament, and that seeding into the Championship Finals had been based solely on the results of round-robin play. In other words, the Rule on this had not been followed for a number of years. Why? We're not sure, but was it now time to follow the Rules??

It can also be argued that the seeding into the Championship Division finals should be based on everyone having pitched the exact same number of shoes, meaning that the additional shoes pitched in playoff games shouldn't be included? But if you look at this more closely, not all preliminary Classes are made up of 16 pitchers. Some may have 14, or even 12 pitchers in each Class, so the total number of shoes pitched within a Division may not be the same anyway, because of the different numbers of pitchers/shoes pitched in each Class.

And so after a lengthy discussion, it was decided that our current Rule (which includes playoff stats) must be followed when seeding contestants into the Championship Finals. And since there was no written information about the seeding of contestants into Championship Divisions under World Tournament Play in the earlier Rules pamphlet or in the original RGS Book, it was decided that a Section should be added (see Section C, page 25) about seeding contestants according to their ringer percentages which (in Rule 11, Section C) includes shoes pitched in playoff games. Yes, Section C - Championship Finals was added to the World Tournament section, but for the purpose of clarification and interpretation. This is *not* a change to our existing Rules. The "change" you refer to is a change from *not* following this rule, to following it.

Perhaps the existing Rule on playoff games being included in the final stats/standings should be changed. Most would agree that what has happened to Dave Johnson Jr. this year doesn't seem fair and would also agree that the man whose stats placed him in 17th place last year should also have been in the finals. Most would also agree that we should be consistent in following our NHPA Rules and that if they don't seem to be working for us, that we should make proposals to get them changed. If you or others have any such proposals to make, please submit them in writing by December 31, 2011 for our Rules Committee and NHPA Council to consider. Voting on these proposals could take place at the NHPA Convention at Knoxville, TN.



# A JUNIOR SPEAKS TO THE DELEGATES



Good morning everyone. I am Aleena Cook from Wisconsin. I asked Mr. Sipma, our new President, to grant me a few minutes to address you the delegates. So here goes...

Thank you, thank you, thank you for the awesome junior program. The friendships I have made across all the states and

Canada are, in ways, more valuable than my classmates from high school.

As juniors, we have the opportunity to travel to a new city and state each year to compete, win trophies, earn scholarships, and rekindle friendships. Now you're probably thinking that this is all the same as the adult classes. However, the juniors are slightly different and all of you can take some credit for that.

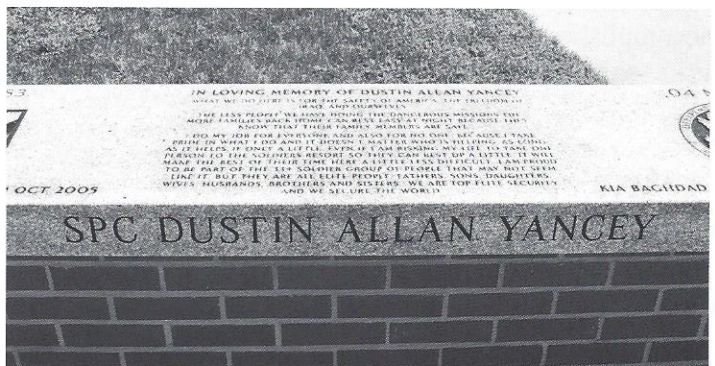
Other than a few sanctioned leagues of all juniors, most of us are two or three in a league with all adults. I'll admit there were some nights that I would have liked to spend it at the city pool or hanging out with my friends, but I was committed to our horseshoe league. Yes I would, on occasion, roll my eyes and say, "Let's get it over with" or "It's way too hot to pitch!" but I'm happy to report that once I got started pitching, it didn't take long and our three games were done.

When we sign up to pitch in the World Tournament, our excitement grows immediately. We know how much fun it will be to get together with other juniors who enjoy pitching horseshoes. Put us all together in one area and we will exhaust you just with our energy. We keep moving around the arena, stadium, or grounds. You hear laughing and see us in constantly changing groups. We are excited to rekindle and make new friendships.

Now take a good look at the juniors... Yes, there are probably a few with hyperactivity, but as a group we are respectful of the adults and the grounds. What do you expect? The ratio is closer to one, maybe two juniors per league and you have taught us to respect adults, competitors, the grounds, rules and our sport.


Let me give you an example. My mom and dad, along with four other adults, chaperoned the junior party at a sports complex in Wisconsin in 2003. It was a very fun night. The following year in Idaho, my parents and Bobby White were asked to chaperone the party again. I think there were about 30 pitchers and the three adults were a little skeptical. To make a long story short, we ate pizza, drank soda, and bowled, and bowled, and bowled some more for about two hours. The owner of the lanes explained to our chaperones that it has been a long time since he had such a large group of kids respect his alley and equipment. He was so impressed that he offered us another hour of bowling with glow lights and black lights at no extra charge. This is just one example that proves what you adults have done for us. You taught us respect and how to be respectful.

I do realize that you too make friendships at these tournaments and you may even get together in between, but I need to tell you about one of my special friendships... My cowboy--from Washington. Yancy Goodwin was a tall, dark, and handsome new friend. We immediately felt



*Continued on page 12*

- “Clydesdale D. F.”
- “Clydesdale”
- “N. T.”
- “Regular”
- “E-Z Grip”
- “Hi Temp Stay On”



**Call Hi Temp Refractories 866-480-2220**  
(We accept all credit cards)  
**Order direct at [www.deadeyeshoes.net](http://www.deadeyeshoes.net)**



## A JUNIOR SPEAKS TO THE **DELEGATES** *continued*

comfortable hanging out. It was after Idaho in 2004 that we wrote letters to keep in touch. I was excited when he finished his military training and his Grandmother called to say, "Yancy wants to stop in Wisconsin to see his "Cook Girls".

It was 7:30 on a Thursday evening. I was finishing up my volleyball pre-game warm-up when my teammates paused to watch a good looking service man enter the gym. He looked right at me and gave me a huge smile, much to the jealousy of my teammates. Yancy hung out with us for a couple of days then took the train home. He had a few more happy moments in life which ended too soon with an accident. The news of his death on August 12, 2008 made me realize the depth and value of my horseshoe friendships.

Many of you may have realized the same at the sudden death of Glen, the Nat Stats guy. He touched us all. Without horseshoes I never would have met these amazing people.

One person you all know is Justin Sipma, the Junior Promotion Director, who not very long ago was an accomplished junior pitcher. Your choosing him for this leadership role has been positive for our program.

Justin can relate to our age related situations and he is approachable by all pitchers. He truly likes the juniors and has patience for the little ones. I'm sad he couldn't make this tournament to meet the "new kids", but I'm sure he will be here next year. Thank you officers for appointing him to this role. You made an excellent choice.

I've also had the luxury of being close to two NHPA officers in my state. Dick always has time to chat when I see him at tournaments. Lorraine truly supports me and my sisters in our accomplishments. She enjoys my achievements as if I was her own daughter.

My main reason to speak to you this morning is to thank the membership for supporting the junior program. We are the future of horseshoes as you know it today.

Thank you for supporting me as a World Champion in 2006. I will treasure the memories for the rest of my life. By now you all realize that I love to talk. I challenge you to be like me and spread your love of our sport by talking about it to everyone.

*Thank you.*

Thank you Mr. Sipma, officers, and delegates. You are my horseshoe family and this is our annual family reunion.



NATIONAL HORSESHOE PITCHERS ASSOCIATION OF AMERICA

**HorseshoePitching.com**

EXERCISE - RECREATION - SPORT

Visit our website for up-to-date information  
[www.horseshoepitching.com](http://www.horseshoepitching.com)

Natstats updated every Wednesday evening  
Individual Stat Search updated at least once a month

World Tournament Information  
Coming Events  
Local Contact Information

Questions and suggestions may be sent to:  
Steve Summerlin  
NHPA Webmaster  
PO Box 536  
Webberville, MI 48892-0536  
Email: [webmaster@horseshoepitching.com](mailto:webmaster@horseshoepitching.com)

So have patience with the juniors, support their pitching, and take heart that the horseshoe pitching future is strong.

---

*Note from the editor: Aleena Cook spoke at the NHPA business meeting in Cedar Rapids. I asked her to send it to me for publication in Newslines.*



# HORSESHOE PROFESSIONALS WANTED

by Dale Estep

It started with an email to our charter's website. Joel from New York City was bringing his soon-to-be-married friend, Mitch, and four other friends to the Pocono's for a bachelor party weekend. Joel wanted to know if one of our "Horseshoe Professionals" would be willing to meet them at their cabin and teach them how to pitch horseshoes. He explained that Mitch loved to pitch horseshoes, but had never had formal training or pitched with an experienced pitcher. Joel offered to pay our horseshoe professional mileage and an hourly rate for services rendered.

What an interesting request! I wrote back and offered Joel the use of our club facilities at the Luzerne County Fairgrounds, about an hour from where they were planning to spend their weekend. I explained that we did not think of ourselves as "horseshoe professionals" but that we would be glad to share our experience without charge. I also explained the advantage of playing on our eight clay courts and that I could probably get some additional club members to join us. Joel immediately accepted the offer and we planned to meet that Friday at 2 pm.

I contacted club members Al (Sonny) Schickner, Al (Peanuts) Long, and his wife Jean. They all agreed to help out. Shortly after 2 pm Friday two cars with New York tags pulled up to the club grounds. We started introductions and when I introduced Al Long, one of the New York entourage said, "Not THE Al Long, World Champion, seven time Pennsylvania State Champion, and member of the Pennsylvania

Horseshoe Pitchers Hall of Fame?" (He had obviously done his homework on the web!) Peanuts grin told him

Continued on page 16



**SIX PAC**  
**HORSESHOES**®

TOURNAMENT  
QUALITY

N.H.P.A.  
APPROVED

4811 Tishomingo Rd.  
Hillsboro  
MO 63050

(636) 942-3544



**Six Pac Sure Peg    Six Pac Sure Point    Six Pac Sure Pitch**

Horseshoe pitching is a game the whole family and all ages can enjoy for fun and exercise and championship play. The SIX PAC is cast of Ductile iron and annealed (softened) to make the shoe absorbent tough when ringing the peg.

**FEATURES:**

- Blades thicker, wider (more control) • Position marker (finger notch) • Hooks and Points (hardened to retain shape) • Guarantee (one year against breakage • Annealed (for softness) • Special Coated Finish

---

**CALL FOR CURRENT PRICES**

|   |                      |                            |
|---|----------------------|----------------------------|
| <b>Six Pac Sure Peg</b>   | <b>Weights</b>       |                            |
|  | No. of Pairs         |                            |
|   | x \$ = _____         | <input type="checkbox"/> L |
|   | (at 6 pairs or more) | <input type="checkbox"/> M |
|   | x \$ = _____         | <input type="checkbox"/> H |
| <b>Six Pac Sure Point</b>   | <b>Weights</b>       |                            |
|  | No. of Pairs         |                            |
|   | x \$ = _____         | <input type="checkbox"/> L |
|   | (at 6 pairs or more) | <input type="checkbox"/> M |
|   | x \$ = _____         | <input type="checkbox"/> H |
| <b>Six Pac Sure Pitch</b>   | <b>Weights</b>       |                            |
|  | No. of Pairs         |                            |
|   | x \$ = _____         | <input type="checkbox"/> L |
|   | (at 6 pairs or more) | <input type="checkbox"/> M |
|   | x \$ = _____         | <input type="checkbox"/> H |

Continental US only \_\_\_\_\_  
 Missouri Residents add sales tax \_\_\_\_\_  
 Shipping & Handling \_\_\_\_\_  
**GRAND TOTAL** \_\_\_\_\_

**ORDER FORM**

Name \_\_\_\_\_

Shipping Address \_\_\_\_\_

Phone: Residence (    ) \_\_\_\_\_

Office (    ) \_\_\_\_\_

SIX PAC Guarantee: One (1) year from purchase date, not from replacement date. Both shoes must be returned in original carton showing date of purchase, weight and type of horseshoe. Return to manufacturer only. Include \$8.00 check or money order for shipping and handling costs.

**Thank you for your order and good horseshoe pitching.**  
**Order Direct or from your N.H.P.A. Representative**  
**Send to: SIX PAC HORSESHOES**  
**4811 Tishomingo Road, Hillsboro, MO 63050**  
**Attn: Harvey E. Wobbe**  
**(636) 942-3544**



# PUBLICITY/PROMOTION

*by Tina Hawkins, 2nd Vice President*

Through a year's worth of ideas, planning, phone calls, emails, discussions, debates and decisions, it seemed the 2010 World Tournament would never arrive. But as always, once it starts – it's over before you know it!

This year's event was quite enjoyable for me, though I was busy from before sunrise to sunset and beyond, and lost five pounds darting around the venue and forgetting to eat lunch! My goal was to create an interesting, memorable World Tournament experience for all members of the National Horseshoe Pitchers Association, while promoting our great sport to the best of my ability.

Many extras were introduced to the participants this year, along with a couple of popular events carried over from 2009.

Repeat functions included the Dunk Tank, which featured select NHPA officers and other notable figures sitting on the hot seat to raise some funds for the NHPF. Many thanks to all who took a turn and to all who did their best to make sure we didn't stay dry!

Also repeating for the second year was the "World Champions Autograph Session." Alan Francis and Joan Elmore donated their time and met many adoring fans, while signing personalized autographs on photos, caps, shirts and other items.

A notable new feature for the 2010 World Tournament was a "Walk Down Memory Lane." Five NHPA legends took the stage and the microphone to share their experiences and tell a few tall tales to an audience of over sixty. Stories were related by Don Titcomb, Oattie Reno, Glenn "Red" Henton, Vicki Winston and Lorraine Thomas. The group also fielded questions from the crowd during the hour and a half long session. It was quite a treat to have so many celebrity horseshoe pitchers in one spot, regaling us with events from the past.

We also had the honor of welcoming the International Jukskei Federation to Cedar Rapids for the first week of the event. Their delegation from South Africa was a delight to be around. They shared their sport with us and learned horseshoe pitching from some of our top contenders, Brian

Simmons and Sue Snyder. The group took horseshoes back to their home country with intentions of forming a league and sending a contention to Monroe, LA to compete in the 2011 World Tournament. Many thanks go to Ralph Palmer, Ron Sanerson and crew for their assistance in setting up the pits and to Gary Roberts for organizing all the training sessions and Jukskei matches throughout their stay. Gary will be assembling a Jukskei team of NHPA members for a future visit to South Africa, as well.

If you brought a Junior pitcher to Cedar Rapids, you likely noticed there was a video camera in their faces much of the time. In collaboration with the NHPA, Tony White was busy taping all Junior activities and much of their competition for use in a promotional DVD to help recruit young pitchers all across the country. I'll expand more on that as it draws nearer to completion.

Those of you who attended the 2010 World Tournament may have picked up a copy of the "Daily Shoe." This was a small informational newsletter produced every day of the event and made available to all. It contained interesting tidbits, upcoming events, games of the day and random interviews with people around the venue. It is still available on [www.horseshoepitching.com](http://www.horseshoepitching.com) for your reading enjoyment.

While on the subject of news coverage, the NHPA owes much appreciation to the Cedar Rapids Gazette, which provided excellent daily coverage of our event, including daily standings, personal stories and many wonderful photographs. It seemed there was always a photographer or reporter on site.

CBS Evening News also provided excellent exposure for the NHPA, through a very nice interview with 16-time World Champ, Alan Francis. He and wife, Amy, allowed the cameras into their home for many hours while footage was being acquired for the segment.

The original segment was aired Saturday, July 31. We were able to get the monitors in the lobby of the Cedar Rapids Ice Arena switched to CBS for the episode so all

*Continued on page 15*



could view. That story was aired again Friday morning, August 6.

I was on the hot line with CBS during the final round of men's championship play, and though they had already started their broadcast when the final score was called, they were able to report an update on Alan's sixteenth victory near the end of that show. This is wonderful publicity for our sport and our association. Much thanks and appreciation to Alan and Amy for all they do to bring horseshoe pitching to the public eye.

Links to view both of these segments can be found on the NHPA forum at [www.horseshoepitching.com](http://www.horseshoepitching.com).

This sort of exposure could be our "foot in the door" in the quest for a national sponsor for our World Tournaments. We are actively seeking a major endorsement to help showcase the National Horseshoe Pitchers Association

and increase our chances at more national television coverage, possibly having our championship match aired on ESPN, thus increasing our membership and securing the future of the NHPA.

I want to thank everyone who helped make this World Tournament everything it was. We had excellent volunteer help in the office and on the arena floor. We could not hold an event of this magnitude so successfully if not for the efforts of all the officers, their spouses and parents, shift runners, stats room help, judges, score keepers and maintenance workers who were on hand for the entire two weeks.

Now that it's over it's time to sit back and relax... NOT!!! It's time to start working on NEXT year's event in Monroe, LA!! Start making your plans now!! Hope to see you there!

## 2010 CADETS WORLD CHAMPIONSHIP CLASS

*by Justin Sipma*

After all the action that followed this year's world tournament, North Dakota has become the 39th state to spawn a World Champion. Noah Gabel entered the 2010 World Tournament as the overall number one seed and went out on that same note.

The Cadets class consisted of the six best horseshoe pitchers below the age of nine. From the pitching that took place on July 29th & 30th, these young pitchers were seeded one through six. The order of the pitchers and their averages for the championship were as follows: 1. Austin Peach – 22.75%; 2. Matthew Trader – 20.75%; 3. Noah Gabel – 12.25%; 4. Derek Bloodgood – 11.00%; 5. Garrison Shepard – 8.50%; 6. Merissa Caravello – 2.25%. Once we knew who the young pitchers were it would be less than 24 hours until one of these individuals was crowned the 2010 World Tournament Champion.

This was the eighth year of hosting a Cadets World Championship class and it would shape up to be a very exciting night of horseshoe pitching. The tournament

went underway with the number one overall seed, Austin Peach, beating Merissa Caravello with a 15.00% game. Matthew Trader, the Cadets Class 'A' Champion, earned a first round win by taking down Garrison Shepard 26-8. Noah Gabel won his first match 29-11 against Derek Bloodgood.

*Continued on page 16*

**Hummer**

**NHPA approved professional pitching horseshoe**

- aggressive design
- perfect weight, size, hardness, & balance
- perfect for the turn or flip pitcher
- one year warranty

**Improve your percentage!**

**Strohm's Stained Glass**  
 1835 W. Calhoun Street  
 Springfield MO 65802  
 phone/fax 417 862-7654  
 made in USA



1" hooks



## 2010 CADETS WORLD CHAMPIONSHIP CLASS *Continued*

The second round saw Noah and Austin remain undefeated as Noah beat Merissa and Austin would take down Garrison. Derek earned his first victory by pitching his highest game of the tournament, a 17.50%, against Matthew.

The third game brought about a mirror-like matchup. These two players, who were both undefeated, had thrown the exact same amount of ringers. Noah and Austin would both shoot their highest game of the tournament against each other, but after 40 shoes it was Noah who edged out Austin by a final score of 21-19. At the same time on the other court, Garrison also shot his highest game of the tournament, a 15.00%, in a losing effort to Derek. Matthew got back on track though with a win over Merissa.

The two North Dakotans, Matthew and Noah, would go head to head – both in need of a win. For Matthew, it was to move into a three-way tie for first place and for Noah it was to extend a perfect day's worth of pitching horseshoes. Unfortunately for Matthew, Noah was still firing ringers and Matthew's 17.50% game was just not enough; Noah won the game 30-15. Austin picked up his third win over Derek thanks to a 23.78% game. Closing out the fourth round, Garrison earned his first victory over Merissa.

Finally, it was the fifth round; a round that brought some of the closest games between these six young competitors. Finishing up first was Merissa and Derek. Derek won the game and finished up 3-2. Matthew wound up winning this time with a 17.50% against Austin. The score was decided by only two points and ended 22-20. Garrison took Noah all the way to 40 shoes but ended up one point short of the tie. The final score was Noah – 20 and Garrison – 19 and with that we were able to crown Noah Gabel as the 2010 Cadets World Champion.

Noah finished the tournament with a perfect 5-0 record and averaged 21.00%. There was a three-way tie for second between Matthew, Austin, and Derek. This tie was broken by going to the players averages and in second place was Austin with a 19.19%. Matthew secured third place with a ringer percentage of 12.50% and fourth went to Derek with a 10.71%. Garrison placed fifth with an 8.50% and Merissa took sixth place with an average of 2.02%.

Congratulations to all the pitchers that had the privilege of pitching in the 2010 Cadets World Championship Class. Those are: Derek Bloodgood of Iowa, Merissa Caravello of Kansas, Noah Gabel of North Dakota, Austin Peach of Illinois, Garrison Shepard of Colorado and Matthew Trader of North Dakota.

## HORSESHOE PROFESSIONALS WANTED *Continued*

that his homework was appreciated. We also presented the groom-to-be Mitch a pair of brand new horseshoes provided by Dave Holliday, EPHPA President.

We moved to the courts, Peanuts provided a quick presentation on how to hold the shoes and we decided to show them our varied pitching styles. After throwing four ringers out of our first six shoes our guests were suitably impressed. We quickly divided our new friends amongst the club members and we spent some time with individual training. Soon our guests were confident enough to request a tournament. We divided into five teams and played a round robin tournament with 21 point count-all games.

The banter during our impromptu tournament sounded more like league night talk than a bunch of strangers who had just met. Each of our guests's proved they were able to throw a ringer. All too soon the time came for them to head back to their cabin. Hand shakes and smiles culminated our experience.

Our new friends turned out to be medical professionals and graduate students who had been friends in college. Joel and friends proved there are people out there who truly want to learn how to pitch horseshoes. As a result of our experience the EPHPA charter's website now includes a new tab. "Free Pitching Lessons", a way to get in touch with our local clubs for some one-on-one training. Check it out at: <http://www.pennshoes.com/>





2010 NHPA

# Hall Of Fame And Awards Banquet



## 2010 ACHIEVEMENT AWARD

Presented To

### CHARLIE BUNNER

For Outstanding Service  
To The Sport Of Horseshoe Pitching

## 2010 ACHIEVEMENT AWARD

Presented To

### RICK WRIGHT

For Outstanding Service  
To The Sport Of Horseshoe Pitching

## 2010 MEMBERSHIP AWARD

Presented To

### MINNESOTA

Largest Adult Membership  
Increase From 2008 To 2009  
118

## 2010 MEMBERSHIP AWARD

Presented To

### MINNESOTA

Most 2009 Junior Members  
114

## 2010 MEMBERSHIP AWARD

Presented To

### KANSAS

Largest Junior Membership  
Increase From 2008 To 2009  
11

## 2010 MEMBERSHIP AWARD

Presented To

### MAINE

Largest Increase In Membership  
By Percentage 2008 To 2009  
25.68%

## 2010 BOB PENCE MEMORIAL AWARD

Presented To

### MINNESOTA

Most 2009 Adult Members  
968

## 2010 NHPA PRESIDENTIAL AWARD

Presented To

### PAULETTE HANSEN

With Sincere Appreciation For  
Outstanding Service And Dedication  
Promoting Horseshoe Pitching  
At The State And National Levels

## 2010 GENE AND MARY VAN SANT MEMORIAL AWARD

### C. LEO BUELL

Given each year to the Regional Director who  
displays the attitude and initiative of fulfilling  
his/her duties of upholding the image and  
extending the recognition of the  
National Horseshoe Pitchers Association

## 2010

## ARCH STOKES MEMORIAL AWARD

Presented To

### JERRY LABROSSE

For Continuous Outstanding Service  
In Promoting The Development  
And Growth Of  
The Sport Of Horseshoe Pitching

## NHPA HALL OF FAME AWARD

### CASEY SLUYS

Inducted  
2010

## NHPA HALL OF FAME AWARD

### ED ARIONUS

Inducted  
2010

## IN APPRECIATION FOR YEARS OF DEDICATED SERVICE TO THE NHPA




Presented To

### PAUL STEWART

August 1, 2010  
By Officers, Directors And  
Members Of The NHPA







# Highlights from the 45th Annual NHPA Hall of Fame & Awards Banquet






Highlights from the 45th Annual NHPA Hall of Fame & Awards Banquet *Continued*






Highlights from the 45th Annual NHPA Hall of Fame & Awards Banquet *Continued*





Highlights from the 45th Annual NHPA Hall of Fame & Awards Banquet *Continued*





# NEWS, VIEWS & DONATIONS

by Dave Loucks

Fund raising activities at the Cedar Rapids World Tournament went well for the NHPF. Our booth was well placed in the arena annex and we had some items on the table that attracted a lot of people. One, the DVD of the 2009 championship game between Alan Francis and Brian Simmons was available for a \$10 donation. Another item available for a \$20 donation was a tee shirt with a humorous logo made available at near cost by Kimmy Stockli of the IHDA. These along with the sale of 25 engraved bricks brought in revenue exceeding \$5,500. A big thank you to George Nick of Minnesota who purchased 12 bricks for MGSHPA hall of fame members

The annual Hall of Fame banquet is also a fund-raiser for the NHPF. While attended by only 162 people this year, an auction of some donated items, a 50/50 cash raffle with the entire amount being donated back plus a small percentage of the dinner cost brought in an additional \$1,850. Tina Hawkins, NHPA 2nd VP, again arranged for a dunk tank and an autograph session which when held earlier in the week, brought an additional \$673 in donations.

At the annual W.T. meeting of NHPF Directors a change was made to our policy of approving up to eight grants a year, none to exceed \$1,000. We will now approve up to six grants, none to exceed \$1,500. As before one-half the annual total or three each will be considered in March and September of each year. Keep in mind that funds received from an NHPF grant must be used for horseshoe court construction or improvement on public land. We cannot approve any grant request that would use the funds for improvements on privately owned property.

Grant applications can be found and printed out by going to the NHPF link of the NHPA website. These and checks for contributions and/or brick orders should be made out to the NHPF and mailed to P.O. Box 1628, Penn Valley, CA 95946. Email inquiries can be sent to 3ringers3@att.net

Between June 1st and August 15th the NHPF received contributions and brick order income totaling \$21,330. The NHPF thanks all those mentioned below who contributed or purchased a brick. While I try very hard to gather and list the names of all contributors, sometimes a name can be missed especially during the hectic days of the W.T. If your name is missing, I apologize.

## Donating \$10-25

|                          |                            |
|--------------------------|----------------------------|
| Art & Jan Anderson, CA * | Sheyenne Valley H.C., ND * |
| Harold Barker, IA        | Charlotte Bowen, OK *      |
| Ron Kohn, MI             | Barry & Barb Chapelle, OR  |
| Jerry LaBrosse, MN *     | Mike & Debra Brown, VT     |
| Marlys Timm, MN **       | Jane Smith, WI **          |

## Donating \$30-75

|                       |                             |
|-----------------------|-----------------------------|
| Tri-Valley H.C., CA * | Art Moran, MN               |
| Glen Henton, IA       | Southern Tier H.C., NY      |
| Mary Trollope, KS     | Larry & Mary Figueira, OR * |

## Donating \$100-150

|                            |                            |
|----------------------------|----------------------------|
| Jerry & Diane Smith, ID    | Dale LaValley, NH          |
| Jim Aleckson, MN           | Dan Sanders, OH            |
| Bob & Donna Bastel, MO     | Whetstone H.C., OH         |
| Buck & Rivers Prewette, NC | Dick & Paulette Hansen, WI |
| Stuart Sipma, ND           | Charles M. Bunner, WV      |

## Donating \$200-250

|                            |                     |
|----------------------------|---------------------|
| William & Carol Backer, CA | Ralph Palmer, IA    |
| Dave & Cathie Loucks, CA   | Timothy Woodden, OR |

## Donating \$500-750

North Carolina HPA  
Emerald HPA, OR

\* Memory of Glenn Jamieson

\*\* Memory of Bernie LaBrosse

Continued on page 23



## Other Income

NHPA GRS bought 25 DVD's \$190  
 Return of Truman Lake H.C. grant \$1,000  
 2nd Qtr. HOF building rent \$3,000  
 HOF Banquet Ticket Sales \$4,860  
 HOF Banquet 50/50 raffle \$602  
 HOF Banquet Auction \$640  
 Autograph Session \$157  
 Dunk Tank \$516  
 Tee Shirt donations \$1,442  
 DVD donations \$420  
 HOF Donation Box \$50  
 Other Misc donations \$686

## Bricks Purchased By

Elizabeth Brown, CA  
 A.F. & C.B. Henninger, CA  
 Casey & Gail Sluys, CA  
 Kimmy & Mitch Stockli, CA  
 Stockton H.C., CA  
 Robert Marks, FL (4)  
 Dean Schmitz, IL  
 Larry & Marie Farris, IN  
 Whiting H.C., IN  
 Mary Trollope, KS  
 Michigan State HPA  
 Harry Ellout, MI  
 Jim Beyer, MN  
 George Nick, MN (12)

Carolyn Kandlbinder, MO  
 Lyle Samuelson, MO  
 Filley Ringers, MO  
 North Carolina HPA (2)  
 North Dakota HPA (2)  
 Stuart & Sandra Sipma, ND  
 Paul & Lorraine Thomas, NY  
 Oklahoma HPA (2)  
 Burl Cox, OK  
 Dale Estep, PA  
 Robert McKee, PA  
 Virginia State HPA  
 Jim & Phyl Quist, WA  
 Jim Haupt, WI  
 Gary Schmitz, WI

## SENIOR MEN'S CHAMPIONSHIP

### *Like a Fine Wine, Ron Deckard Continues to Improve with Age*

*by Chad Hyatt*

Ron Deckard captured his fourth consecutive world title at the 2010 Senior Men's Championship in Cedar Rapids, Iowa. Finishing with a record of 10-1 and a ringer percentage of 71.07% (371 ringers out of 522 shoes), this was the best performance by Deckard, a consistently good horseshoe pitcher from Florida. Ron's high game of the finals was 80.95% (34 ringers out of 42 shoes) against Roy Buhler of Utah and his lowest percentage came against Mick Gillette of Missouri, a highly respectable 65.38% (34 ringers out of 52 shoes). Ron actually pitched a better game, a 90% game, in class play against Buck Prewette of North Carolina.

Ron's only loss in the finals came in the sixth round against Bill Navratil of Connecticut. Bill bested Ron 41-35 throwing 42 ringers out of 58 shoes for a 72.41% game while Ron threw 40 ringers out of 58 shoes for a 68.97%. Now as the first day came to a close, it was Ron and Gerald Stangland of Minnesota tied at the top with five wins and one loss. Right behind the pair were Raymond Bedard of Massachusetts and Rich Knerem of Ohio with just two losses. Gerald ran into a bit of trouble on day

two and dropped four more games. Meanwhile, a similar fate was happening to Raymond as he dropped three more games. With just the one loss, Ron had this championship wrapped up in the tenth round after defeating Rich Knerem of Ohio, 42-4, and handing him his third loss. Ron could now relax somewhat for his final game against Raymond Bedard of Massachusetts knowing that the championship was in hand. Congratulations Ron on another outstanding win and adding to your horseshoe pitching legacy.

The top 12 finalists in the Senior Men's Championship were Ron Deckard, Raymond Bedard, Rich Knerem, Daniel Dunn (Indiana), Gerald Stangland, M.O. Turner (Missouri), Bill Navratil, Roy Buhler, Larry Knop (Illinois), Mick Gillette, Larry Folkenroth (Pennsylvania), and Rich Altis (Missouri). The highest ringer percentage game was 80.95% by Ron Deckard. Nineteen games with a ringer percentage greater than 70% were pitched in the championship. Overall, the senior men threw 4,154 ringers out of 7,008 shoes for a ringer percentage of 59.27%. Nice pitching gentlemen!



# REGIONAL DIRECTORS' REPORT

by Debby Michaud

Well, I survived my first World Tournament as an NHPA officer! As the “rookie”, I expected some teasing, which did happen. I expected some sleep deprivation and that certainly happened! What I wasn't sure of was the teamwork and communication among the officers and the NHPA staff – Stats people, computer people, and workers, as well as the RD group. Let me tell you – it is there, in good amount! Except for an occasional bumping into each other coming around corners, it works like a well-oiled machine. Communication and honesty are key – these attributes were evident with the new computerized scoring and the debut of HS Master as the computer program for the World Tournament. Even that, though not without some tense moments, ran well with the great people in the stats room. We can't say enough about the new Stats Man, Rob Hagman, Kurt Whaley, the author of HS Master, Jerry Smith, the “transition” person, and veteran stats “helpers” Gail Sluys and Paula Summerlin. Other helpers were (and I hope I haven't forgotten anyone) Larry and Pat Ingraham, Donna Bastel, former NHPA president Paul Stewart, and webmaster Steve Summerlin. And 4th VP Jerry LaBrosse has always been a big supporter of the HS Master system and of computerized scoring. The spirit of Glenn Jamieson was also evident in the stats room and throughout the tournament. He was definitely missed.


And I cannot say enough about all of the RD's who helped out with ‘shoe check and who attended our RD meeting. Shoe check ran smoothly, sometimes with 96 pitchers coming through in less than an hour. If you have never been to a World Tournament, it is worth it just to experience that first day with shoe check, instructions and photos. Definitely an experience to remember! Read other officers' columns to find out other new “happenings” at this year's World Tournament, but one thing that made its welcome return was the Daily Shoe, a little newspaper put out by Tina Hawkins – fun to read every day and a way to keep everyone informed. Another nice touch was “Walk down Memory Lane”, with Ottie Reno, Red Henton, Don Titcomb, Vicki Winston and Lorraine Thomas.

We always keep records of the types of horseshoes that are pitched at the World Tournament. The type of horseshoe used the most continues to be the Ted Allen – and that is even more significant because there is only one model of Allen out there. Dead Eyes are second, but that includes

all its models, the Clydesdales, EZ Grips, etc. Coming in third this year were the Snyders, which last year came in fourth in the numbers category. Imperials were fourth, the veteran Diamond horseshoes were fifth, and the Francis shoes were sixth most used. Interesting tidbits: There were two pairs of Eagles used, one participant calling them “ancient”. The early pitchers with the lower averages used about the same % of types of shoes as the top pitchers, more northern pitchers use Canadian shoes, the average shoe is lighter than 2lb. 8 oz. (at least by our scale), and pitchers in a region tend to use more of the same type of shoes. Women use more Snyders than other shoes, as you might expect since more of them are flippers.

We also have to grind or bang horseshoes that are too heavy, too long, too wide, or have too wide an opening. The majority of problems are wide shoes but that is often just some “dinging” or “peening” over on the heel caulks. Only two pairs of shoes had to be removed from play, far fewer than in previous years. One pair was too heavy to be ground down. It would have become an “altered” shoe if we had ground it down enough to be under the maximum weight of 2 lb. 10 oz.

Thank you to my fellow NHPA officers for their help and encouragement as well as for their model teamwork. Thank you to the RD's who were able to help and who continue to be great communicators, promoters, and teachers. Congratulations to all of the 2010 World Champions – thank you for a great competition. We look forward to next year's World Tournament in Monroe, Louisiana and hope to see many of you there.





# VISIT THE NATIONAL HORSESHOE PITCHERS HALL OF FAME & MUSEUM

100 BLUESTEM WAY  
WENTZVILLE, MO 63383  
636-327-5270

While vacationing this summer or traveling to the 2010 World Tournament in Cedar Rapids, the Quail Ridge Horseshoe Club invites you to stop by and see the NHPA/NHPF Hall of Fame & Museum where "Horseshoe Legends are Honored".

After you tour the Hall of Fame room and the Jack Freeman Memorial Plaza, you will enjoy seeing the 16 indoor climate controlled courts and the 16 outdoor courts (seasonally controlled). It is a fantastic site, well worth your time with no admission charge. Don't forget to bring your shoes and pitch a few!

Directions: From I-70, exit onto I-64 (Hwy 40/61 South). At Prospect Road, turn right and continue through the round-about, exiting onto Prospect Road to Duello Road. Turn right onto Duello Road (becomes Quail Ridge Parkway) and continue to the park entrance on the left (approximately one mile). Sorry, road construction is underway at this time: be patient, follow signs and you will get there!



## OPEN TO THE PUBLIC:

SATURDAYS & SUNDAYS  
NOON - 5:00 PM

MONDAYS & WEDNESDAYS  
2:30-7:30 PM





# ELDER'S WORLD CHAMPIONSHIP

## *Hall of Fame Not Enough for Arionus - Adds Another World Championship*

*by Chad Hyatt*

In 1991, Ed Arionus of Texas won his first world championship in the Intermediate Men's Division, a division that no longer exists for men that are 55 years old or older. In 1996 and 1999, Ed won his second and third world championships, this time in the Senior Men's Division for those men that are 60 years old or older and pitching 40 feet. Still yet, Ed moved on to the Elders' Division for those individuals that are 70 years old and older and won world titles in 2001, 2006 and 2007. The NHPA Hall of Fame committee decided to induct Ed into the Hall of Fame this year to reward his pitching achievements. Ed was honored in a special banquet ceremony and will now be forever enshrined into the NHPA Hall of Fame in Wentzville, Missouri. Even though this is often the pinnacle event of a horseshoe pitcher's career, Ed Arionus was obviously not finished. He added to his success by capturing his fourth Elders World Championship at the 2010 World Championships in Cedar Rapids, Iowa.

The fastest growing division in the NHPA continues to be one of the most competitive. With 346 entries in the world championships, the Elders' Division was second only to the Men's Division's 502 entries. After class play, the final cut percentage for the 14-man final was 66.17%. The top four qualifiers were Herschel Walters of Indiana (79.67%), Ed Arionus (77.83%), Bobby Fields of Tennessee (73.33%) and Rich Pintor of Colorado (73.17%). With that kind of pitching and just over 13% separating the top and bottom qualifiers, this division was certainly going to put on a show.

The first day of the finals lived up to the hype. Three of the top qualifiers apparently realized what was at stake straight from the sound of the gun. Through three games, Arionus was averaging over 78%, Pintor was averaging over 85% and Walters was averaging over 88%, which included a red hot game of 92.11% against Carl Carlton. These three were each 3-0 after the early rounds. More surprising were the percentages thrown by some players that failed to win their early games. Bob Vandivier of Illinois lost his first two games and threw 76.25% and 77.03% respectively. Carl Carlton of Colorado threw 71.74% and lost during the first game against Russ Phillips of Washington. Roy Bowers of Oregon threw 79.07% in game two and didn't even make it to ten points. As the day came to a close, the leaders were Pintor and Arionus with no losses. Walters had just one loss and three gentlemen were tied with two losses. They

were Phillips, Ralph Adrian of Ohio and Larry Purcell of Iowa.

Day two started off with a bang. Using a boxing cliché, "Down goes Arionus! Down goes Pintor! Down goes Walters!" All three were apparently slow in getting started; meanwhile Purcell and Adrian each won to keep things interesting near the top. It now seemed to be anybody's championship, perhaps just the one that got things moving the quickest. For Pintor and Walters, this would need to be sooner, rather than later, since they were matching up this round. Both men were a little down in their percentages, but Walters prevailed 41-39. Arionus got back on the winning track and Purcell and Adrian continued to win. Now, after nine games it was Arionus with one loss, and Pintor, Walters, Purcell, and Adrian all with two losses. Walters and Purcell matched up in game ten with Walters winning 40-29. Arionus and Adrian also continued to win. A red-hot Arionus had a stretch of 29 ringers out of 30 shoes in his match against Bob Vandivier. With three games left, the title is still up for grabs. In round 11, Arionus bested Phillips in 98 shoes, Pintor beat Adrian, Walters beat Bowers, and Purcell beat Fields. With two games left, Arionus still has one loss, Pintor and Walters have two losses, and Purcell has three losses. The handwriting was on the wall. Arionus needs just one win in the final two games to guarantee at least a playoff for the world championship. The big matchup in round twelve was Arionus verses Pintor. One hundred four shoes later, Arionus had edged Pintor, 40-37. In this game, Arionus threw 24 ringers in a row, only scoring 12 points in that streak. In the end, Pintor had more ringers (84-83), but Arionus had the points and the win. As this match went on and on, Walters threw 86.11% to beat Fields and kept his hopes for a championship alive. It would now be Arionus with one loss against Walters with two losses. Even though the percentages dropped a bit in the finale, both men pitched a great game. It was Arionus edging Walters 41-30 and making himself a world champion once again. Congratulations Ed. Also, congratulations to all fourteen finalists: Carl Carlton (CO), Doug Farnsworth (TN), Ted Sprinkle (IN), Gregg Craven (MO), Bob Vandivier (IL), Roy Bowers (OR), Bobby Fields (TN), Charles Dougherty (OH), Ralph Adrian (OH), Russ Phillips (WA), Larry Purcell (IA), Herschel Walters (IN), Rich Pintor (CO), and Ed Arionus (TX). In all, there were 32 games thrown above 80%. The class threw 8,464 ringers out of 11,556 shoes for a percentage of 73.24%. Great pitching everyone!



# NATIONAL HORSESHOE PITCHERS HALL OF FAME & MUSEUM

## *Visitors To and From the World Tournament*

*by Jeanette Claas*

Many horseshoe pitchers looked forward to stopping by and seeing the NHPA Hall of Fame facility and of course, their bricks, as they traveled to and from the World Horseshoe Tournament held in Cedar Rapids over the two week period. Out-of-state names appearing on our registration book includes: Roy & Betty Knight; Alice Reed, Robert Marks-FL; Tony Charielle-IL; Rich & Pat McApple-WI; Dave & Joan Johnson, Trevor White, The Brocking Family, John & Mary Trollope- KS; John & Carol Brown, John & Daisy Franko-OH; John & Linda Long, Earl Rosene-IL; George Davis, Dave & Cathie Loucks, Casey, Gail & Travis Sluys-CA; Archie & Della Matheny-AR; Mary Menard-WA; Wayne Callincorth, Peggy Mathiews-TX; Dick & Bev Wilson-WY; The Judy's-WV.

It was a very hot July day when the yellow taxi-cab pulled up in front of the Hall of Fame building bringing a visitor from Norway. Inge Byrkjeland paid the cabbie a fee of \$92 and stepped inside the air conditioned facility. Inge (pronounced Inga) was staying in downtown St. Louis and he was as close as he ever had been to the NHPA Hall of Fame facility.

Inge was well informed of the building following it closely on the NHPA website and also reading about it in the Newsline Magazine. He is a great supporter of the Newsline and would like to see that every NHPA member receive a copy of it, by including it in the membership fee. He feels it is so important for each member to be informed of the latest news and happenings in the horseshoe world.

Inge spent his time by checking out the Brick Plaza Walkway and then touring the Hall of Fame itself. "I thought it was just wonderful, a fine facility and something every horseshoe pitcher should see," remarked Inge. Afterwards he pitched a few games with Scott Raimer, one of Missouri's Zone Directors, who happened to be in the building doing a little pre-practice for the coming World Tournament which would take place in just a matter of a few days. After hearing the cost of the cab fare, Scott insisted that he drive Inge back to St. Louis at no expense, which was greatly appreciated by Inge.


This would be Inge's 12th World Tournament since 1991 in Biloxi, Mississippi, where he entered with a 15% and

won the Class Q1 Division by pitching 25%. Inge began pitching horseshoes as a child of six years old at his grandparent's

farm. His interest grew as the years went by. Inge is a kindergarten teacher and has been doing so for over 30 years. His twin brother and two sisters are also in the teaching profession. He lives in the small town of Naustdal, which is about two hours driving distance from Bergen, one of the largest cities in Norway. He has introduced the sport of horseshoes to many children of all ages in Norway. There are approximately 200 horseshoe pitchers in the Norway organization and Inge is one of the top pitchers at around 30%. They pitch with horseshoes much smaller than the ones that we pitch with; about the size of a shoe that comes off the horse. He has been pitching with a 1 ½ pound Diamond Junior which he uses in WT play. He loves the way the NHPA has organized the sport of horseshoe pitching and the way it is played at the World Tournaments.

He has met many friends in horseshoes throughout his trips to the World Tournament. His friend, Ron Weiss who was the past president of the Pennsylvania Charter, has opened his house for him to stay during his travels. He has also stayed with horseshoe pitchers, Jim & Phyllis Quest of Washington. He flew into Pittsburgh, and then traveled by Greyhound to St. Louis. He would then board another bus to Cedar Rapids. His stay will be about four weeks before returning back to Norway. The total trip would cost him approximately \$4,000. He says everything is cheaper in America – food, hotel rates and gasoline (selling for \$9 per gallon at the present time)!

Definitely, horseshoe "fever" struck Inge some thirty years ago and the fever is still with him as he enthusiastically travels so far to attend the World Tournaments. One of the 2010 inductees to the Hall of Fame, Casey Sluys and family dropped by as he was returning home to California.



*Continued on page 28*



He was surprised to see his own picture already in place. Thank you to Mary Trollope of Kingman, KS who visited the Hall of Fame after the WT. She was a lucky winner at the WT and donated her winnings back to the NHPF by purchasing a brick along with the extra cash.

The Quail Ridge Horseshoe Club was most happy to greet the world horseshoe travelers and show them around.

Anytime you are in the area and would like to stop by, please do so. We are happy to report that road construction to the courts is almost completed. Keep on supporting the NHPF with your donations and brick orders which can be sent to the NHPF, P.O. Box 1628, Penn Valley, CA 95946. It is the only way to preserve the history, showcase the present and build the future of horseshoe pitching – the game we all love and enjoy.

## WOMEN'S AND SENIOR WOMEN'S CHAMPIONSHIP

*by Phyllis Quist*

One step forward, two steps back, two steps forward, one step back; swing your left arm, swing your right arm – kinda sounds like a dance class – NOT! But it is Class – WORLD CLASS! Ladies from every walk of life gather to compete and excel in the sport we all love. The eight highest percentages in the Senior Women's division advanced to that Championship Class and 20 with the top percentages advanced to the Women's Championship Class.

Before starting pitching, I asked several of the gals. 'What makes a champion?' The almost unanimous answer was Focus, Concentration and Practice, Practice, Practice. However, the one answer that I was touched by was "Someone who participates in all aspects of the sport – keeps score, runs tournaments, helps promote, etc, etc. They might not be the top percentage pitchers, but they are the true champions of our sport."

### SENIOR WOMEN

The eight ladies in that class were; Sheila Shepard (78%), Gert Wilcziek (77.17%), Rivers Prewette (75.33%), Marlene Cooper (59%) Connie Reimer (58.51%), Angeline Moisan (58.50%), Roena Branson (54.50%) and Jenny Morris (54.17%). At the end of the first day the three top incoming percentages were each undefeated. Seven out of the eight throw a flip shoe and one throws a  $\frac{3}{4}$  turn. The longest game was between Connie Reimer and Marlene Cooper taking 82 shoes to declare a winner. The shortest game was 30 shoes between Sheila Shepard and Roena Branson. Rivers Prewette had the high percentage game of 86.84% (33 out of 38). Rivers also carried the overall highest percentage of the tournament with 74.85%, closely followed by Sheila Shepard with 72.60%. Connie Reimer worked the hardest

throwing the most shoes – 420! At the close of the second days' play, defending Champion, Sheila Shepard, was again crowned Senior Women's World Champion for 2010, with a perfect 7-0 record. Gert Wilcziek claimed 2nd place with 6-1 and Rivers Prewette was 3rd place with 5-2 record.

### WOMEN'S CHAMPIONSHIP

The 20 ladies competing in this class were Sue Snyder, Joan Elmore, Debra Brown, Tamara Burke, Sylvianne Moisan, Maxine Griffith, Amy Francis, Marlene Ray, Sharon Chiddister, Pam Aiken, Kimmy Stockli, Terry Beagle, Stacy Robinson, Dale LaValley, Penny Steinke, Trisha Hoshaw, Sharon Paddock, Tiffany Syring, Becky Kemper and Melissa Schindel. Twelve of the gals throw a flip shoe and the other eight throw a  $1\frac{1}{4}$  turn shoe. At the close of day one we saw six undefeated competitors – Debra Brown, Sue Snyder, Sylvianne Moisan, Maxine Griffith, Joan Elmore and Marlene Ray. Day two came to a close with three remaining undefeated – Sue Snyder, Joan Elmore and Sylvianne Moisan. Sue Snyder claimed the high game of the tournament, 29 out of 30 for 96.67%. Sharon Chiddister outbattled Pam Aiken in the longest game of 92 shoes to win 44/38. And close behind was Debra Brown's win over Tamara Burke at 90 shoes. The shortest game of 22 shoes was with Joan Elmore and Becky Kemper. Tamara Burke was the winner of the most shoes thrown at 1,128! A nail biting day three came to a close with defending Champion, Joan Elmore, once again claiming the Women's World Champion Title for 2010 with and 18-1 record.

All 28 ladies are World Class Pitchers. Congratulations to each of you. Two emerge – Sheila and Joan – our Champions of the World!!



# JUNIOR CHAMPIONSHIPS

by Aleena Cook

Powerhouses, Mary Hargett from California, Abby Green from Ohio and Aleena Cook from Wisconsin all turned 18 in 2009 and moved up to the ladies division, opening the field to challenge returning contender Brianne McCormick of Vermont. The averages were closer than the games showed, as you need your best game at the right time. Natalie Atlis, 32 versus Jennifer Trader, 41 was the closest overall. Utilizing her best game at the right time was Bethany Heinritz of Wisconsin, the Junior Girls Champion for 2010. She blew through her games with her longest game being against Jennifer Trader of North Dakota, with 50 shoes pitched and her toughest being against Brianna McCormick, who scored the highest of 21 points against Heinritz. Bethany won her last match against Jessi Whaley from South Dakota, and turned to the crowd of many family members and friends grinning from ear-to-ear. She came up into the stands but was stunned by the tears in her mother's eyes and streaming down her father's face.

*Congratulations!*

Even with a smaller class of only ten pitchers instead of twelve, and pitching in one day instead of two, the Junior Boys Championship showed "team" spirit as they gathered in the hockey team bench area. As their names were announced, we witnessed high fives, chest bumping, and handshakes as smiles of anticipation were abundant while running one by one away from the bench. Then the games began and it was every man for himself on each court - all vying for the 2010 title. The games were close over the day with the closest game between Matt Fuller of Washington, with 44 points against Steve Drozd from Nebraska with 35 points. The last match between Gavin Kahrig from Ohio and Matt Fuller was a nail biter most of the way. Once a spectator stopped to watch, they didn't leave, for it was a show of intense competition. When Matt earned the last and most important point to bring his score to 40, his arms immediately went up in triumph as he met his goal ever since he first picked up a horseshoe, the title of 2010 Junior Boys Champion was all his.

*Congratulations!*

## WORLD RECORDS

by Mel Yockstick - The Statman

To misquote a movie filmed in Iowa, "Is this Heaven? No it's the NHPA World Tournament in Cedar Rapids, Iowa". WOW! What a successful World tournament.

The 2010 NHPA Hall of Fame and Awards banquet was a hit as many players received awards. Two new special awards were presented called the Participation Award. The first went to Oattie Reno from Lucasville, Ohio for pitching in his 50th World Tournament in 2009. Oattie just added one more in 2010. The second went to Earl Winston from LaMont, Missouri for pitching in 54 World Tournaments. During these years he pitched in 50 consecutive Worlds from 1951 through 2000. Earl holds the record for most tournaments pitched. Earl retired from pitching in 2007. Congratulations Oattie and Earl for your outstanding achievements.

While at the World Tournament I saw, on the results board, a tally of total trophies won by a couple of states. The final results for the most first, second and third place trophies awarded: Illinois takes the top spot with 26, Minnesota 25, Wisconsin 23, Iowa 22, Missouri 21, Ohio 17, Indiana 16, Colorado 10 and other states with 113 trophies. See the chart below for other state winners.

Also, see below the chart for High Percent Games for all championship divisions.

Be sure and go to the NHPA website - Click on World Tournament + and then WT Record + to review updated world records.

Congratulation to all open class and championship winners!

### 2010 World Championship Classes

Cedar Rapids, Iowa  
High Percent Game

| Class         | Name              | State | High Game |
|---------------|-------------------|-------|-----------|
| Mens          | Alan Francis      | OH    | 97.22%    |
| Womens        | Sue Snyder        | IN    | 93.75%    |
| SR. Mens      | Ron Deckard       | FL    | 80.95%    |
| Elder Mens    | Herschel Walters  | IN    | 92.11%    |
| SR. Women     | Prewette Rivers   | NC    | 86.84%    |
| Junior Boys   | Matt Fuller       | WA    | 86.84%    |
| Junior Girls  | Bethany Heinritz  | WI    | 60.00%    |
| Junior Girls  | Brianna McCormick | VT    | 60.00%    |
| Junior Cadets | Noah Gabel        | ND    | 30.00%    |

Continued on page 30



**2010 World Tournament**

**1st, 2nd and 3rd Place Winners by State**


Cedar Rapids, Iowa

| State        | Count | State        | Count | State          | Count | State         | Count      |
|--------------|-------|--------------|-------|----------------|-------|---------------|------------|
| Illinois     | 26    | South Dakota | 9     | Washington     | 4     | Delaware      | 1          |
| Minnesota    | 25    | Nebraska     | 8     | Alabama        | 3     | Idaho         | 1          |
| Wisconsin    | 23    | Florida      | 7     | Kentucky       | 3     | Louisiana     | 1          |
| Iowa         | 22    | Michigan     | 7     | North Carolina | 3     | Nevada        | 1          |
| Missouri     | 21    | Vermont      | 6     | Tennessee      | 3     | New Hampshire | 1          |
| Ohio         | 17    | California   | 5     | Texas          | 3     | New Jersey    | 1          |
| Indiana      | 16    | Kansas       | 5     | Connecticut    | 2     | New York      | 1          |
| Colorado     | 10    | Pennsylvania | 5     | Georgia        | 2     | Oklahoma      | 1          |
| Arizona      | 9     | Canada       | 4     | Maine          | 2     |               |            |
| North Dakota | 9     | New Mexico   | 4     | Oregon         | 2     |               |            |
|              |       |              |       |                |       | <b>Totals</b> | <b>273</b> |


**THE INTERNATIONAL JUKSKEI FEDERATION**



*Teaching their sport of Jukskei*




*Learning to pitch horseshoes*





# MEN'S CHAMPIONSHIP CLASS 2010 WORLD TOURNAMENT



## MEN'S DIVISION

|     |                        | State | W-L  | Ringers | Pts | Shoes | Ringer % |
|-----|------------------------|-------|------|---------|-----|-------|----------|
| 1.  | Alan Francis           | OH    | 19/1 | 827     | 740 | 846   | 87.47    |
| 2.  | Brian Simmons          | VT    | 18/2 | 787     | 842 | 1028  | 81.91    |
| 3.  | Dan Watson             | AL    | 17/2 | 717     | 733 | 1048  | 69.94    |
| 4.  | Jim Walters            | OH    | 14/5 | 700     | 737 | 1044  | 70.59    |
| 5.  | Stan Griggs            | MO    | 12/7 | 617     | 667 | 1040  | 64.13    |
| 6.  | Michael Bowman         | MO    | 11/8 | 678     | 671 | 1010  | 66.44    |
| 7.  | Drew Becker            | ON    | 11/8 | 658     | 605 | 946   | 63.95    |
| 8.  | Andre Leclerc          | PQ    | 11/8 | 634     | 634 | 1044  | 60.73    |
| 9.  | Don Davis              | WA    | 10/9 | 630     | 618 | 978   | 63.19    |
| 10. | Jacob Fimbres          | AZ    | 10/9 | 589     | 614 | 996   | 61.65    |
| 11. | Walter Ray Williams Jr | FL    | 9/10 | 553     | 628 | 1010  | 62.18    |
| 12. | Bobby White            | PA    | 9/10 | 584     | 594 | 956   | 62.13    |
| 13. | Jerry Hoy              | PA    | 8/11 | 604     | 652 | 1060  | 61.51    |
| 14. | Jerry Comstock         | CO    | 6/13 | 551     | 613 | 996   | 61.55    |
| 15. | Gary Roberts           | OH    | 5/14 | 512     | 588 | 974   | 60.37    |
| 16. | Marcus Thomsen         | NE    | 5/14 | 511     | 554 | 932   | 59.44    |
| 17. | Darrell D Sherrard     | IN    | 5/14 | 516     | 556 | 970   | 57.32    |
| 18. | Ken Jones              | NM    | 5/14 | 492     | 483 | 900   | 53.67    |
| 19. | Ken Heinritz           | WI    | 4/15 | 458     | 484 | 878   | 55.13    |
| 20. | Bert Logsdon           | MN    | 2/17 | 465     | 518 | 948   | 54.64    |

### 1. Alan Francis 19-1

| OPPONENT                   | SCORE | R          | SHS        | %                |
|----------------------------|-------|------------|------------|------------------|
| 1. Jerry Comstock          | 42/3  | 24         | 26         | 92.31            |
| 2. Jacob Fimbres           | 40/4  | 33         | 36         | 91.67            |
| 3. Don Davis               | 40/16 | 37         | 44         | 84.09            |
| 4. Stan Griggs             | 45/0  | 35         | 36         | 97.22            |
| 5. Jerry Hoy               | 40/4  | 33         | 36         | 91.67            |
| 6. Marcus Thomsen          | 42/3  | 27         | 28         | 96.43            |
| 7. Darrell D Sherrard      | 45/12 | 25         | 32         | 78.13            |
| 8. Bert Logsdon            | 40/10 | 29         | 34         | 85.29            |
| 9. Ken Heinritz            | 42/11 | 35         | 42         | 83.33            |
| 10. Gary Roberts           | 42/3  | 30         | 32         | 93.75            |
| 11. Ken Jones              | 40/0  | 30         | 32         | 93.75            |
| 12. Andre Leclerc          | 43/4  | 28         | 32         | 87.50            |
| 13. Michael Bowman         | 43/10 | 27         | 32         | 84.38            |
| 14. Walter Ray Williams Jr | 36/41 | 39         | 58         | 67.24            |
| 15. Bobby White            | 43/5  | 24         | 30         | 80.00            |
| 16. Dan Watson             | 42/3  | 28         | 30         | 93.33            |
| 17. Drew Becker            | 40/5  | 22         | 28         | 78.57            |
| 18. Jim Walters            | 40/9  | 57         | 64         | 89.06            |
| 19. Brian Simmons          | 42/29 | 133        | 144        | 92.36            |
| 20. Brian Simmons          | 40/12 | 44         | 50         | 88.00            |
|                            |       | <b>827</b> | <b>740</b> | <b>846 87.47</b> |

### 2. Brian Simmons 18-2

| OPPONENT                   | SCORE | R          | SHS             | %            |
|----------------------------|-------|------------|-----------------|--------------|
| 1. Jacob Fimbres           | 44/7  | 38         | 44              | 86.36        |
| 2. Jerry Comstock          | 42/6  | 49         | 56              | 87.50        |
| 3. Stan Griggs             | 40/10 | 40         | 46              | 86.96        |
| 4. Don Davis               | 41/18 | 34         | 46              | 73.91        |
| 5. Darrell D Sherrard      | 42/15 | 37         | 48              | 77.08        |
| 6. Jerry Hoy               | 40/36 | 41         | 56              | 73.21        |
| 7. Ken Heinritz            | 41/12 | 27         | 36              | 75.00        |
| 8. Andre Leclerc           | 40/22 | 39         | 50              | 78.00        |
| 9. Bert Logsdon            | 44/6  | 29         | 36              | 80.56        |
| 10. Marcus Thomsen         | 42/7  | 30         | 34              | 88.24        |
| 11. Michael Bowman         | 45/25 | 41         | 52              | 78.85        |
| 12. Walter Ray Williams Jr | 40/13 | 35         | 42              | 83.33        |
| 13. Gary Roberts           | 41/16 | 41         | 50              | 82.00        |
| 14. Ken Jones              | 40/13 | 27         | 34              | 79.41        |
| 15. Dan Watson             | 42/6  | 34         | 36              | 94.44        |
| 16. Bobby White            | 41/7  | 34         | 42              | 80.95        |
| 17. Jim Walters            | 40/31 | 69         | 86              | 80.23        |
| 18. Drew Becker            | 41/7  | 34         | 40              | 85.00        |
| 19. Alan Francis           | 29/42 | 128        | 144             | 88.89        |
| 20. Alan Francis           | 12/40 | 35         | 50              | 70.00        |
|                            |       | <b>787</b> | <b>842 1028</b> | <b>81.91</b> |



**3. Dan Watson 17-2**

| OPPONENT                   | SCORE      | R          | SHS         | %            |
|----------------------------|------------|------------|-------------|--------------|
| 1. Jerry Hoy               | 42/8       | 34         | 42          | 80.95        |
| 2. Stan Griggs             | 40/36      | 51         | 78          | 65.38        |
| 3. Ken Jones               | 41/25      | 29         | 46          | 63.04        |
| 4. Darrell D Sherrard      | 44/25      | 43         | 56          | 76.79        |
| 5. Jerry Comstock          | 40/18      | 36         | 48          | 75.00        |
| 6. Bert Logsdon            | 41/36      | 49         | 74          | 66.22        |
| 7. Gary Roberts            | 43/17      | 39         | 52          | 75.00        |
| 8. Jacob Fimbres           | 45/23      | 37         | 52          | 71.15        |
| 9. Don Davis               | 41/32      | 28         | 44          | 63.64        |
| 10. Ken Heinritz           | 41/35      | 34         | 56          | 60.71        |
| 11. Marcus Thomsen         | 41/23      | 46         | 64          | 71.88        |
| 12. Michael Bowman         | 40/31      | 40         | 58          | 68.97        |
| 13. Drew Becker            | 40/32      | 47         | 66          | 71.21        |
| 14. Jim Walters            | 45/14      | 37         | 48          | 77.08        |
| 15. Brian Simmons          | 6/42       | 22         | 36          | 61.11        |
| 16. Alan Francis           | 3/42       | 15         | 30          | 50.00        |
| 17. Andre Leclerc          | 41/29      | 54         | 72          | 75.00        |
| 18. Walter Ray Williams Jr | 41/16      | 47         | 62          | 75.81        |
| 19. Bobby White            | 42/28      | 45         | 64          | 70.31        |
| <b>TOTAL</b>               | <b>717</b> | <b>733</b> | <b>1048</b> | <b>69.94</b> |

**5. Stan Griggs 12-7**

| OPPONENT                  | SCORE      | R          | SHS         | %            |
|---------------------------|------------|------------|-------------|--------------|
| 1. Drew Becker            | 2/43       | 13         | 32          | 40.63        |
| 2. Dan Watson             | 36/40      | 51         | 78          | 65.38        |
| 3. Brian Simmons          | 10/40      | 30         | 46          | 65.22        |
| 4. Alan Francis           | 0/45       | 20         | 36          | 55.56        |
| 5. Bert Logsdon           | 42/16      | 30         | 44          | 68.18        |
| 6. Jim Walters            | 40/30      | 49         | 66          | 74.24        |
| 7. Ken Jones              | 40/21      | 33         | 54          | 61.11        |
| 8. Bobby White            | 41/27      | 36         | 52          | 69.23        |
| 9. Walter Ray Williams Jr | 35/40      | 45         | 70          | 64.29        |
| 10. Michael Bowman        | 23/42      | 32         | 52          | 61.54        |
| 11. Andre Leclerc         | 40/26      | 43         | 62          | 69.35        |
| 12. Jerry Hoy             | 42/38      | 65         | 92          | 70.65        |
| 13. Darrell D Sherrard    | 42/28      | 40         | 62          | 64.52        |
| 14. Gary Roberts          | 42/16      | 28         | 38          | 73.68        |
| 15. Ken Heinritz          | 42/24      | 31         | 52          | 59.62        |
| 16. Marcus Thomsen        | 16/40      | 23         | 44          | 52.27        |
| 17. Jerry Comstock        | 42/19      | 31         | 50          | 62.00        |
| 18. Jacob Fimbres         | 41/22      | 31         | 46          | 67.39        |
| 19. Don Davis             | 41/31      | 36         | 64          | 56.25        |
| <b>TOTAL</b>              | <b>617</b> | <b>667</b> | <b>1040</b> | <b>64.13</b> |

**7. Drew Becker 11-8**

| OPPONENT                   | SCORE      | R          | SHS        | %            |
|----------------------------|------------|------------|------------|--------------|
| 1. Stan Griggs             | 43/2       | 26         | 32         | 81.25        |
| 2. Ken Jones               | 45/14      | 39         | 58         | 67.24        |
| 3. Jacob Fimbres           | 42/27      | 42         | 62         | 67.74        |
| 4. Jerry Comstock          | 33/40      | 34         | 60         | 56.67        |
| 5. Ken Heinritz            | 37/41      | 33         | 54         | 61.11        |
| 6. Darrell D Sherrard      | 40/29      | 31         | 50         | 62.00        |
| 7. Andre Leclerc           | 39/41      | 39         | 70         | 55.71        |
| 8. Marcus Thomsen          | 42/7       | 33         | 40         | 82.50        |
| 9. Gary Roberts            | 41/26      | 35         | 58         | 60.34        |
| 10. Don Davis              | 42/30      | 34         | 56         | 60.71        |
| 11. Jerry Hoy              | 41/13      | 27         | 40         | 67.50        |
| 12. Bert Logsdon           | 40/13      | 29         | 40         | 72.50        |
| 13. Dan Watson             | 32/40      | 45         | 66         | 68.18        |
| 14. Bobby White            | 43/28      | 36         | 54         | 66.67        |
| 15. Walter Ray Williams Jr | 24/42      | 23         | 38         | 60.53        |
| 16. Michael Bowman         | 42/22      | 39         | 52         | 75.00        |
| 17. Alan Francis           | 5/40       | 10         | 28         | 35.71        |
| 18. Brian Simmons          | 7/41       | 23         | 40         | 57.50        |
| 19. Jim Walters            | 20/40      | 27         | 48         | 56.25        |
| <b>TOTAL</b>               | <b>658</b> | <b>605</b> | <b>946</b> | <b>63.95</b> |

**4. Jim Walters 14-5**

| OPPONENT                   | SCORE      | R          | SHS         | %            |
|----------------------------|------------|------------|-------------|--------------|
| 1. Don Davis               | 40/15      | 35         | 48          | 72.92        |
| 2. Ken Heinritz            | 40/8       | 33         | 40          | 82.50        |
| 3. Jerry Comstock          | 44/31      | 41         | 60          | 68.33        |
| 4. Jacob Fimbres           | 44/13      | 33         | 42          | 78.57        |
| 5. Andre Leclerc           | 41/11      | 26         | 38          | 68.42        |
| 6. Stan Griggs             | 30/40      | 46         | 66          | 69.70        |
| 7. Marcus Thomsen          | 42/11      | 32         | 46          | 69.57        |
| 8. Jerry Hoy               | 40/38      | 43         | 62          | 69.35        |
| 9. Darrell D Sherrard      | 40/14      | 33         | 48          | 68.75        |
| 10. Bert Logsdon           | 44/29      | 42         | 62          | 67.74        |
| 11. Gary Roberts           | 41/26      | 27         | 44          | 61.36        |
| 12. Ken Jones              | 40/15      | 25         | 38          | 65.79        |
| 13. Bobby White            | 40/19      | 44         | 60          | 73.33        |
| 14. Dan Watson             | 14/45      | 27         | 48          | 56.25        |
| 15. Michael Bowman         | 39/40      | 50         | 68          | 73.53        |
| 16. Walter Ray Williams Jr | 41/33      | 54         | 76          | 71.05        |
| 17. Brian Simmons          | 31/40      | 67         | 86          | 77.91        |
| 18. Alan Francis           | 9/40       | 46         | 64          | 71.88        |
| 19. Drew Becker            | 40/20      | 33         | 48          | 68.75        |
| <b>TOTAL</b>               | <b>700</b> | <b>737</b> | <b>1044</b> | <b>70.59</b> |

**6. Michael Bowman 11-8**

| OPPONENT                   | SCORE      | R          | SHS         | %            |
|----------------------------|------------|------------|-------------|--------------|
| 1. Bert Logsdon            | 40/24      | 33         | 48          | 68.75        |
| 2. Darrell D Sherrard      | 42/12      | 32         | 42          | 76.19        |
| 3. Marcus Thomsen          | 41/24      | 32         | 48          | 66.67        |
| 4. Ken Jones               | 35/41      | 26         | 44          | 59.09        |
| 5. Jacob Fimbres           | 40/30      | 34         | 50          | 68.00        |
| 6. Gary Roberts            | 43/21      | 42         | 56          | 75.00        |
| 7. Jerry Comstock          | 40/36      | 50         | 72          | 69.44        |
| 8. Don Davis               | 36/43      | 32         | 52          | 61.54        |
| 9. Jerry Hoy               | 40/18      | 34         | 50          | 68.00        |
| 10. Stan Griggs            | 42/23      | 38         | 52          | 73.08        |
| 11. Brian Simmons          | 25/45      | 34         | 52          | 65.38        |
| 12. Dan Watson             | 31/40      | 36         | 58          | 62.07        |
| 13. Alan Francis           | 10/43      | 16         | 32          | 50.00        |
| 14. Andre Leclerc          | 35/40      | 40         | 68          | 58.82        |
| 15. Jim Walters            | 40/39      | 51         | 68          | 75.00        |
| 16. Drew Becker            | 22/42      | 33         | 52          | 63.46        |
| 17. Ken Heinritz           | 44/26      | 45         | 62          | 72.58        |
| 18. Bobby White            | 30/40      | 24         | 46          | 52.17        |
| 19. Walter Ray Williams Jr | 42/31      | 39         | 58          | 67.24        |
| <b>TOTAL</b>               | <b>678</b> | <b>671</b> | <b>1010</b> | <b>66.44</b> |

**8. Andre Leclerc 11-8**

| OPPONENT                   | SCORE      | R          | SHS         | %            |
|----------------------------|------------|------------|-------------|--------------|
| 1. Ken Heinritz            | 40/36      | 29         | 60          | 48.33        |
| 2. Don Davis               | 40/17      | 36         | 52          | 69.23        |
| 3. Bobby White             | 38/41      | 29         | 48          | 60.42        |
| 4. Jerry Hoy               | 41/27      | 33         | 48          | 68.75        |
| 5. Jim Walters             | 11/41      | 17         | 38          | 44.74        |
| 6. Jacob Fimbres           | 40/34      | 44         | 70          | 62.86        |
| 7. Drew Becker             | 41/39      | 41         | 70          | 58.57        |
| 8. Brian Simmons           | 22/40      | 32         | 50          | 64.00        |
| 9. Marcus Thomsen          | 42/37      | 34         | 58          | 58.62        |
| 10. Jerry Comstock         | 30/40      | 39         | 62          | 62.90        |
| 11. Stan Griggs            | 26/40      | 38         | 62          | 61.29        |
| 12. Alan Francis           | 4/43       | 15         | 32          | 46.88        |
| 13. Walter Ray Williams Jr | 40/23      | 39         | 54          | 72.22        |
| 14. Michael Bowman         | 40/35      | 44         | 68          | 64.71        |
| 15. Darrell D Sherrard     | 23/42      | 26         | 48          | 54.17        |
| 16. Bert Logsdon           | 44/36      | 35         | 60          | 58.33        |
| 17. Dan Watson             | 29/41      | 49         | 72          | 68.06        |
| 18. Gary Roberts           | 42/21      | 28         | 44          | 63.64        |
| 19. Ken Jones              | 41/34      | 26         | 48          | 54.17        |
| <b>TOTAL</b>               | <b>634</b> | <b>634</b> | <b>1044</b> | <b>60.73</b> |



### 9. Don Davis 10-9

| OPONENT                   | SCORE      | R          | SHS        | %            |
|---------------------------|------------|------------|------------|--------------|
| 1. Jim Walters            | 15/40      | 28         | 48         | 58.33        |
| 2. Andre Leclerc          | 17/40      | 30         | 52         | 57.69        |
| 3. Alan Francis           | 16/40      | 29         | 44         | 65.91        |
| 4. Brian Simmons          | 18/41      | 26         | 46         | 56.52        |
| 5. Walter Ray Williams Jr | 40/19      | 43         | 62         | 69.35        |
| 6. Ken Jones              | 41/36      | 40         | 60         | 66.67        |
| 7. Bobby White            | 40/16      | 32         | 44         | 72.73        |
| 8. Michael Bowman         | 43/36      | 35         | 52         | 67.31        |
| 9. Dan Watson             | 32/41      | 25         | 44         | 56.82        |
| 10. Drew Becker           | 30/42      | 32         | 56         | 57.14        |
| 11. Darrell D Sherrard    | 42/25      | 37         | 50         | 74.00        |
| 12. Gary Roberts          | 40/35      | 49         | 76         | 64.47        |
| 13. Jerry Hoy             | 37/40      | 29         | 52         | 55.77        |
| 14. Marcus Thomsen        | 40/24      | 23         | 36         | 63.89        |
| 15. Bert Logsdon          | 40/34      | 29         | 48         | 60.42        |
| 16. Ken Heinritz          | 40/4       | 24         | 30         | 80.00        |
| 17. Jacob Fimbres         | 26/40      | 31         | 52         | 59.62        |
| 18. Jerry Comstock        | 42/29      | 42         | 62         | 67.74        |
| 19. Stan Griggs           | 31/41      | 34         | 64         | 53.13        |
|                           | <b>630</b> | <b>618</b> | <b>978</b> | <b>63.19</b> |

### 11. Walter Ray Williams Jr 9-10

| OPONENT               | SCORE      | R          | SHS         | %            |
|-----------------------|------------|------------|-------------|--------------|
| 1. Darrell D Sherrard | 7/42       | 18         | 36          | 50.00        |
| 2. Marcus Thomsen     | 40/22      | 43         | 58          | 74.14        |
| 3. Bert Logsdon       | 31/40      | 30         | 54          | 55.56        |
| 4. Ken Heinritz       | 0/42       | 8          | 24          | 33.33        |
| 5. Don Davis          | 19/40      | 37         | 62          | 59.68        |
| 6. Jerry Comstock     | 41/35      | 41         | 62          | 66.13        |
| 7. Jerry Hoy          | 42/28      | 34         | 52          | 65.38        |
| 8. Ken Jones          | 41/31      | 29         | 56          | 51.79        |
| 9. Stan Griggs        | 40/35      | 46         | 70          | 65.71        |
| 10. Jacob Fimbres     | 40/15      | 38         | 56          | 67.86        |
| 11. Bobby White       | 12/43      | 13         | 32          | 40.63        |
| 12. Brian Simmons     | 13/40      | 26         | 42          | 61.90        |
| 13. Andre Leclerc     | 23/40      | 34         | 54          | 62.96        |
| 14. Alan Francis      | 41/36      | 40         | 58          | 68.97        |
| 15. Drew Becker       | 42/24      | 29         | 38          | 76.32        |
| 16. Jim Walters       | 33/41      | 51         | 76          | 67.11        |
| 17. Gary Roberts      | 41/36      | 36         | 60          | 60.00        |
| 18. Dan Watson        | 16/41      | 39         | 62          | 62.90        |
| 19. Michael Bowman    | 31/42      | 36         | 58          | 62.07        |
|                       | <b>553</b> | <b>628</b> | <b>1010</b> | <b>62.18</b> |

### 13. Jerry Hoy 8-11

| OPONENT                   | SCORE      | R          | SHS         | %            |
|---------------------------|------------|------------|-------------|--------------|
| 1. Dan Watson             | 8/42       | 23         | 42          | 54.76        |
| 2. Bobby White            | 42/37      | 39         | 60          | 65.00        |
| 3. Ken Heinritz           | 40/27      | 36         | 62          | 58.06        |
| 4. Andre Leclerc          | 27/41      | 28         | 48          | 58.33        |
| 5. Alan Francis           | 4/40       | 21         | 36          | 58.33        |
| 6. Brian Simmons          | 36/40      | 39         | 56          | 69.64        |
| 7. Walter Ray Williams Jr | 28/42      | 29         | 52          | 55.77        |
| 8. Jim Walters            | 38/40      | 42         | 62          | 67.74        |
| 9. Michael Bowman         | 18/40      | 28         | 50          | 56.00        |
| 10. Ken Jones             | 42/24      | 32         | 52          | 61.54        |
| 11. Drew Becker           | 13/41      | 19         | 40          | 47.50        |
| 12. Stan Griggs           | 38/42      | 64         | 92          | 69.57        |
| 13. Don Davis             | 40/37      | 30         | 52          | 57.69        |
| 14. Jacob Fimbres         | 32/41      | 51         | 84          | 60.71        |
| 15. Gary Roberts          | 33/40      | 29         | 52          | 55.77        |
| 16. Jerry Comstock        | 40/37      | 39         | 66          | 59.09        |
| 17. Bert Logsdon          | 41/18      | 29         | 48          | 60.42        |
| 18. Darrell D Sherrard    | 42/14      | 39         | 50          | 78.00        |
| 19. Marcus Thomsen        | 42/28      | 35         | 56          | 62.50        |
|                           | <b>604</b> | <b>652</b> | <b>1060</b> | <b>61.51</b> |

### 10. Jacob Fimbres 10-9

| OPONENT                    | SCORE      | R          | SHS        | %            |
|----------------------------|------------|------------|------------|--------------|
| 1. Brian Simmons           | 7/44       | 26         | 44         | 59.09        |
| 2. Alan Francis            | 4/40       | 21         | 36         | 58.33        |
| 3. Drew Becker             | 27/42      | 38         | 62         | 61.29        |
| 4. Jim Walters             | 13/44      | 23         | 42         | 54.76        |
| 5. Michael Bowman          | 30/40      | 30         | 50         | 60.00        |
| 6. Andre Leclerc           | 34/40      | 43         | 70         | 61.43        |
| 7. Bert Logsdon            | 40/28      | 30         | 50         | 60.00        |
| 8. Dan Watson              | 23/45      | 29         | 52         | 55.77        |
| 9. Bobby White             | 40/20      | 24         | 40         | 60.00        |
| 10. Walter Ray Williams Jr | 15/40      | 32         | 56         | 57.14        |
| 11. Ken Heinritz           | 40/23      | 32         | 50         | 64.00        |
| 12. Darrell D Sherrard     | 40/36      | 35         | 56         | 62.50        |
| 13. Marcus Thomsen         | 42/36      | 36         | 58         | 62.07        |
| 14. Jerry Hoy              | 41/32      | 54         | 84         | 64.29        |
| 15. Ken Jones              | 44/10      | 27         | 38         | 71.05        |
| 16. Gary Roberts           | 42/17      | 34         | 52         | 65.38        |
| 17. Don Davis              | 40/26      | 35         | 52         | 67.31        |
| 18. Stan Griggs            | 22/41      | 26         | 46         | 56.52        |
| 19. Jerry Comstock         | 45/29      | 39         | 58         | 67.24        |
|                            | <b>589</b> | <b>614</b> | <b>996</b> | <b>61.65</b> |

### 12. Bobby White 9-10

| OPONENT                    | SCORE      | R          | SHS        | %            |
|----------------------------|------------|------------|------------|--------------|
| 1. Marcus Thomsen          | 40/35      | 43         | 68         | 63.24        |
| 2. Jerry Hoy               | 37/42      | 37         | 60         | 61.67        |
| 3. Andre Leclerc           | 41/38      | 30         | 48         | 62.50        |
| 4. Bert Logsdon            | 40/9       | 25         | 34         | 73.53        |
| 5. Gary Roberts            | 29/43      | 23         | 42         | 54.76        |
| 6. Ken Heinritz            | 42/20      | 45         | 62         | 72.58        |
| 7. Don Davis               | 16/40      | 25         | 44         | 56.82        |
| 8. Stan Griggs             | 27/41      | 32         | 52         | 61.54        |
| 9. Jacob Fimbres           | 20/40      | 18         | 40         | 45.00        |
| 10. Darrell D Sherrard     | 41/23      | 60         | 80         | 75.00        |
| 11. Walter Ray Williams Jr | 43/12      | 22         | 32         | 68.75        |
| 12. Jerry Comstock         | 41/22      | 26         | 42         | 61.90        |
| 13. Jim Walters            | 19/40      | 38         | 60         | 63.33        |
| 14. Drew Becker            | 28/43      | 32         | 54         | 59.26        |
| 15. Alan Francis           | 5/43       | 11         | 30         | 36.67        |
| 16. Brian Simmons          | 7/41       | 23         | 42         | 54.76        |
| 17. Ken Jones              | 40/30      | 36         | 56         | 64.29        |
| 18. Michael Bowman         | 40/30      | 27         | 46         | 58.70        |
| 19. Dan Watson             | 28/42      | 41         | 64         | 64.06        |
|                            | <b>584</b> | <b>594</b> | <b>956</b> | <b>62.13</b> |

### 14. Jerry Comstock 6-13

| OPONENT                   | SCORE      | R          | SHS        | %            |
|---------------------------|------------|------------|------------|--------------|
| 1. Alan Francis           | 3/42       | 11         | 26         | 42.31        |
| 2. Brian Simmons          | 6/42       | 37         | 56         | 66.07        |
| 3. Jim Walters            | 31/44      | 36         | 60         | 60.00        |
| 4. Drew Becker            | 40/33      | 37         | 60         | 61.67        |
| 5. Dan Watson             | 18/40      | 30         | 48         | 62.50        |
| 6. Walter Ray Williams Jr | 35/41      | 40         | 62         | 64.52        |
| 7. Michael Bowman         | 36/40      | 49         | 72         | 68.06        |
| 8. Gary Roberts           | 41/9       | 41         | 54         | 75.93        |
| 9. Ken Jones              | 30/42      | 23         | 48         | 47.92        |
| 10. Andre Leclerc         | 40/30      | 41         | 62         | 66.13        |
| 11. Bert Logsdon          | 41/11      | 25         | 36         | 69.44        |
| 12. Bobby White           | 22/41      | 21         | 42         | 50.00        |
| 13. Ken Heinritz          | 40/6       | 29         | 32         | 90.63        |
| 14. Darrell D Sherrard    | 43/33      | 34         | 56         | 60.71        |
| 15. Marcus Thomsen        | 11/40      | 25         | 46         | 54.35        |
| 16. Jerry Hoy             | 37/40      | 40         | 66         | 60.61        |
| 17. Stan Griggs           | 19/42      | 24         | 50         | 48.00        |
| 18. Don Davis             | 29/42      | 37         | 62         | 59.68        |
| 19. Jacob Fimbres         | 29/45      | 33         | 58         | 56.90        |
|                           | <b>551</b> | <b>613</b> | <b>996</b> | <b>61.55</b> |



**15. Gary Roberts 5-14**

| OPPONENT                   | SCORE      | R          | SHS        | %            |
|----------------------------|------------|------------|------------|--------------|
| 1. Ken Jones               | 40/27      | 38         | 54         | 70.37        |
| 2. Bert Logsdon            | 44/30      | 39         | 54         | 72.22        |
| 3. Darrell D Sherrard      | 24/42      | 26         | 46         | 56.52        |
| 4. Marcus Thomsen          | 35/41      | 39         | 62         | 62.90        |
| 5. Bobby White             | 43/29      | 28         | 42         | 66.67        |
| 6. Michael Bowman          | 21/43      | 35         | 56         | 62.50        |
| 7. Dan Watson              | 17/43      | 30         | 52         | 57.69        |
| 8. Jerry Comstock          | 9/41       | 31         | 54         | 57.41        |
| 9. Drew Becker             | 26/41      | 32         | 58         | 55.17        |
| 10. Alan Francis           | 3/42       | 17         | 32         | 53.13        |
| 11. Jim Walters            | 26/41      | 22         | 44         | 50.00        |
| 12. Don Davis              | 35/40      | 48         | 76         | 63.16        |
| 13. Brian Simmons          | 16/41      | 33         | 50         | 66.00        |
| 14. Stan Griggs            | 16/42      | 18         | 38         | 47.37        |
| 15. Jerry Hoy              | 40/33      | 32         | 52         | 61.54        |
| 16. Jacob Fimbres          | 17/42      | 26         | 52         | 50.00        |
| 17. Walter Ray Williams Jr | 36/41      | 36         | 60         | 60.00        |
| 18. Andre Leclerc          | 21/42      | 23         | 44         | 52.27        |
| 19. Ken Heinritz           | 43/17      | 35         | 48         | 72.92        |
| <b>TOTALS</b>              | <b>512</b> | <b>588</b> | <b>974</b> | <b>60.37</b> |

**17. Darrell D Sherrard 5-14**

| OPPONENT                  | SCORE      | R          | SHS        | %            |
|---------------------------|------------|------------|------------|--------------|
| 1. Walter Ray Williams Jr | 42/7       | 29         | 36         | 80.56        |
| 2. Michael Bowman         | 12/42      | 21         | 42         | 50.00        |
| 3. Gary Roberts           | 42/24      | 30         | 46         | 65.22        |
| 4. Dan Watson             | 25/44      | 36         | 56         | 64.29        |
| 5. Brian Simmons          | 15/42      | 28         | 48         | 58.33        |
| 6. Drew Becker            | 29/40      | 27         | 50         | 54.00        |
| 7. Alan Francis           | 12/45      | 13         | 32         | 40.63        |
| 8. Ken Heinritz           | 15/40      | 15         | 42         | 35.71        |
| 9. Jim Walters            | 14/40      | 24         | 48         | 50.00        |
| 10. Bobby White           | 23/41      | 53         | 80         | 66.25        |
| 11. Don Davis             | 25/42      | 30         | 50         | 60.00        |
| 12. Jacob Fimbres         | 36/40      | 33         | 56         | 58.93        |
| 13. Stan Griggs           | 28/42      | 36         | 62         | 58.06        |
| 14. Jerry Comstock        | 33/43      | 30         | 56         | 53.57        |
| 15. Andre Leclerc         | 42/23      | 33         | 48         | 68.75        |
| 16. Ken Jones             | 26/40      | 24         | 54         | 44.44        |
| 17. Marcus Thomsen        | 41/26      | 26         | 50         | 52.00        |
| 18. Jerry Hoy             | 14/42      | 30         | 50         | 60.00        |
| 19. Bert Logsdon          | 42/33      | 38         | 64         | 59.38        |
| <b>TOTALS</b>             | <b>516</b> | <b>556</b> | <b>970</b> | <b>57.32</b> |

**19. Ken Heinritz 4-15**

| OPPONENT                  | SCORE      | R          | SHS        | %            |
|---------------------------|------------|------------|------------|--------------|
| 1. Andre Leclerc          | 36/40      | 29         | 60         | 48.33        |
| 2. Jim Walters            | 8/40       | 22         | 40         | 55.00        |
| 3. Jerry Hoy              | 27/40      | 34         | 62         | 54.84        |
| 4. Walter Ray Williams Jr | 42/0       | 22         | 24         | 91.67        |
| 5. Drew Becker            | 41/37      | 35         | 54         | 64.81        |
| 6. Bobby White            | 20/42      | 37         | 62         | 59.68        |
| 7. Brian Simmons          | 12/41      | 17         | 36         | 47.22        |
| 8. Darrell D Sherrard     | 40/15      | 23         | 42         | 54.76        |
| 9. Alan Francis           | 11/42      | 24         | 42         | 57.14        |
| 10. Dan Watson            | 35/41      | 32         | 56         | 57.14        |
| 11. Jacob Fimbres         | 23/40      | 25         | 50         | 50.00        |
| 12. Marcus Thomsen        | 40/22      | 24         | 38         | 63.16        |
| 13. Jerry Comstock        | 6/40       | 18         | 32         | 56.25        |
| 14. Bert Logsdon          | 33/40      | 26         | 50         | 52.00        |
| 15. Stan Griggs           | 24/42      | 26         | 52         | 50.00        |
| 16. Don Davis             | 4/40       | 12         | 30         | 40.00        |
| 17. Michael Bowman        | 26/44      | 37         | 62         | 59.68        |
| 18. Ken Jones             | 13/40      | 15         | 38         | 39.47        |
| 19. Gary Roberts          | 17/43      | 26         | 48         | 54.17        |
| <b>TOTALS</b>             | <b>458</b> | <b>484</b> | <b>878</b> | <b>55.13</b> |

**16. Marcus Thomsen 5-14**

| OPPONENT                  | SCORE      | R          | SHS        | %            |
|---------------------------|------------|------------|------------|--------------|
| 1. Bobby White            | 35/40      | 41         | 68         | 60.29        |
| 2. Walter Ray Williams Jr | 22/40      | 37         | 58         | 63.79        |
| 3. Michael Bowman         | 24/41      | 26         | 48         | 54.17        |
| 4. Gary Roberts           | 41/35      | 42         | 62         | 67.74        |
| 5. Ken Jones              | 44/9       | 30         | 38         | 78.95        |
| 6. Alan Francis           | 3/42       | 14         | 28         | 50.00        |
| 7. Jim Walters            | 11/42      | 23         | 46         | 50.00        |
| 8. Drew Becker            | 7/42       | 22         | 40         | 55.00        |
| 9. Andre Leclerc          | 37/42      | 33         | 58         | 56.90        |
| 10. Brian Simmons         | 7/42       | 18         | 34         | 52.94        |
| 11. Dan Watson            | 23/41      | 40         | 64         | 62.50        |
| 12. Ken Heinritz          | 22/40      | 19         | 38         | 50.00        |
| 13. Jacob Fimbres         | 36/42      | 34         | 58         | 58.62        |
| 14. Don Davis             | 24/40      | 17         | 36         | 47.22        |
| 15. Jerry Comstock        | 40/11      | 34         | 46         | 73.91        |
| 16. Stan Griggs           | 40/16      | 31         | 44         | 70.45        |
| 17. Darrell D Sherrard    | 26/41      | 24         | 50         | 48.00        |
| 18. Bert Logsdon          | 41/27      | 38         | 60         | 63.33        |
| 19. Jerry Hoy             | 28/42      | 31         | 56         | 55.36        |
| <b>TOTALS</b>             | <b>511</b> | <b>554</b> | <b>932</b> | <b>59.44</b> |

**18. Ken Jones 5-14**

| OPPONENT                  | SCORE      | R          | SHS        | %            |
|---------------------------|------------|------------|------------|--------------|
| 1. Gary Roberts           | 27/40      | 34         | 54         | 62.96        |
| 2. Drew Becker            | 14/45      | 29         | 58         | 50.00        |
| 3. Dan Watson             | 25/41      | 25         | 46         | 54.35        |
| 4. Michael Bowman         | 41/35      | 28         | 44         | 63.64        |
| 5. Marcus Thomsen         | 9/44       | 18         | 38         | 47.37        |
| 6. Don Davis              | 36/41      | 38         | 60         | 63.33        |
| 7. Stan Griggs            | 21/40      | 27         | 54         | 50.00        |
| 8. Walter Ray Williams Jr | 31/41      | 24         | 56         | 42.86        |
| 9. Jerry Comstock         | 42/30      | 28         | 48         | 58.33        |
| 10. Jerry Hoy             | 24/42      | 27         | 52         | 51.92        |
| 11. Alan Francis          | 0/40       | 17         | 32         | 53.13        |
| 12. Jim Walters           | 15/40      | 17         | 38         | 44.74        |
| 13. Bert Logsdon          | 40/25      | 30         | 52         | 57.69        |
| 14. Brian Simmons         | 13/40      | 18         | 34         | 52.94        |
| 15. Jacob Fimbres         | 10/44      | 16         | 38         | 42.11        |
| 16. Darrell D Sherrard    | 40/26      | 30         | 54         | 55.56        |
| 17. Bobby White           | 30/40      | 30         | 56         | 53.57        |
| 18. Ken Heinritz          | 40/13      | 24         | 38         | 63.16        |
| 19. Andre Leclerc         | 34/41      | 23         | 48         | 47.92        |
| <b>TOTALS</b>             | <b>492</b> | <b>483</b> | <b>900</b> | <b>53.67</b> |

**20. Jerry Comstock Bert Logsdon 2-17**

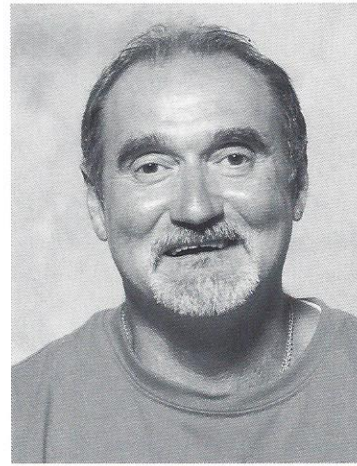
| OPPONENT                  | SCORE      | R          | SHS        | %            |
|---------------------------|------------|------------|------------|--------------|
| 1. Michael Bowman         | 24/40      | 29         | 48         | 60.42        |
| 2. Gary Roberts           | 30/44      | 34         | 54         | 62.96        |
| 3. Walter Ray Williams Jr | 40/31      | 35         | 54         | 64.81        |
| 4. Bobby White            | 9/40       | 16         | 34         | 47.06        |
| 5. Stan Griggs            | 16/42      | 22         | 44         | 50.00        |
| 6. Dan Watson             | 36/41      | 48         | 74         | 64.86        |
| 7. Jacob Fimbres          | 28/40      | 26         | 50         | 52.00        |
| 8. Alan Francis           | 10/40      | 19         | 34         | 55.88        |
| 9. Brian Simmons          | 6/44       | 16         | 36         | 44.44        |
| 10. Jim Walters           | 29/44      | 36         | 62         | 58.06        |
| 11. Jerry Comstock        | 11/41      | 16         | 36         | 44.44        |
| 12. Drew Becker           | 13/40      | 19         | 40         | 47.50        |
| 13. Ken Jones             | 25/40      | 26         | 52         | 50.00        |
| 14. Ken Heinritz          | 40/33      | 29         | 50         | 58.00        |
| 15. Don Davis             | 34/40      | 25         | 48         | 52.08        |
| 16. Andre Leclerc         | 36/44      | 34         | 60         | 56.67        |
| 17. Jerry Hoy             | 18/41      | 21         | 48         | 43.75        |
| 18. Marcus Thomsen        | 27/41      | 33         | 60         | 55.00        |
| 19. Darrell D Sherrard    | 33/42      | 34         | 64         | 53.13        |
| <b>TOTALS</b>             | <b>465</b> | <b>518</b> | <b>948</b> | <b>54.64</b> |



## MEN'S DIVISIONS

### Class A-1 - Men's

|                            | State | W-L      | Points | Rngrs | Shoes | %     |
|----------------------------|-------|----------|--------|-------|-------|-------|
| 1. Brian Simmons           | VT    | 15 -0    | 540    | 487   | 600   | 81.17 |
| 2. Alan Francis            | OH    | 14 -1    | 643    | 544   | 600   | 90.67 |
| 3. Dan Watson              | AL    | 10 -5    | 438    | 403   | 600   | 67.17 |
| 4. Drew Becker             | ON    | 9 -6     | 381    | 408   | 600   | 68.00 |
| 5. Bret Vogel              | KS    | 9 -6     | 360    | 387   | 600   | 64.50 |
| 6. Jim Walters             | OH    | 8.5 -6.5 | 386    | 410   | 600   | 68.33 |
| 7. Gary Roberts            | OH    | 7 -8     | 347    | 367   | 600   | 61.17 |
| 8. Stan Griggs             | MO    | 7 -8     | 376    | 353   | 600   | 58.83 |
| 9. Ken Heinritz            | WI    | 6.5 -8.5 | 326    | 363   | 600   | 60.50 |
| 10. Walter Ray Williams Jr | FL    | 6 -9     | 347    | 375   | 600   | 62.50 |
| 11. Andre Leclerc          | PQ    | 6 -9     | 343    | 374   | 600   | 62.33 |
| 12. Darrell D Sherrard     | IN    | 6 -9     | 291    | 357   | 600   | 59.50 |
| 13. Don Davis              | WA    | 6 -9     | 338    | 352   | 600   | 58.67 |
| 14. Gerald J Bernard       | NY    | 5 -10    | 302    | 316   | 600   | 52.67 |
| 15. Gary Oppen             | ID    | 4 -11    | 267    | 321   | 600   | 53.50 |
| 16. Mark Seibold           | IN    | 1 -14    | 222    | 318   | 600   | 53.00 |



### Class A-2 - Men's

|                   | State | W-L       | Points | Rngrs | Shoes | %     |
|-------------------|-------|-----------|--------|-------|-------|-------|
| 1. Bobby White    | PA    | 12 -3     | 525    | 379   | 600   | 63.17 |
| 2. Ken Jones      | NM    | 10.5 -4.5 | 470    | 368   | 600   | 61.33 |
| 3. Michael Bowman | MO    | 10 -5     | 438    | 375   | 600   | 62.50 |
| 4. Bert Logsdon   | MN    | 9.5 -5.5  | 401    | 360   | 600   | 60.00 |
| 5. Jacob Fimbres  | AZ    | 9.5 -5.5  | 412    | 350   | 600   | 58.33 |
| 6. Jerry Hoy      | PA    | 9 -6      | 440    | 354   | 600   | 59.00 |
| 7. Marcus Thomsen | NE    | 8 -7      | 412    | 356   | 600   | 59.33 |
| 8. Paul Bachelor  | MI    | 8 -7      | 431    | 321   | 600   | 53.50 |
| 9. Jerry Comstock | CO    | 7 -8      | 398    | 346   | 600   | 57.67 |
| 10. Alan Larson   | MN    | 7 -8      | 362    | 325   | 600   | 54.17 |
| 11. Mark Smith    | MN    | 7 -8      | 379    | 325   | 600   | 54.17 |
| 12. Jim Larson    | WI    | 6.5 -8.5  | 352    | 346   | 600   | 57.67 |
| 13. Gary Kollmann | ID    | 6 -9      | 382    | 308   | 600   | 51.33 |
| 14. Jim Renfro    | MO    | 5 -10     | 356    | 336   | 600   | 56.00 |
| 15. Joseph Smith  | IA    | 4 -11     | 304    | 293   | 600   | 48.83 |
| 16. John Molling  | WI    | 1 -14     | 274    | 254   | 600   | 42.33 |




### Class A-3 - Men's

|                     | State | W-L      | Points | Rngrs | Shoes | %     |
|---------------------|-------|----------|--------|-------|-------|-------|
| 1. David Johnson Jr | OH    | 12 -4    | 522    | 368   | 640   | 57.50 |
| 2. Michael Knop     | IL    | 11 -5    | 441    | 291   | 640   | 45.47 |
| 3. Jim Culver       | KY    | 10 -5    | 462    | 318   | 600   | 53.00 |
| 4. Chad Hyatt       | NV    | 9 -6     | 409    | 314   | 600   | 52.33 |
| 5. Jerry LaBrosse   | MN    | 9 -6     | 436    | 306   | 600   | 51.00 |
| 6. Dave Hughes      | MN    | 9 -6     | 429    | 289   | 600   | 48.17 |
| 7. Jason Weiler     | MO    | 9 -6     | 455    | 287   | 600   | 47.83 |
| 8. Paul Quam        | WA    | 9 -6     | 393    | 253   | 600   | 42.17 |
| 9. Roger Carter     | WV    | 8 -7     | 484    | 325   | 600   | 54.17 |
| 10. Vern Kollasch   | IA    | 7.5 -7.5 | 413    | 301   | 600   | 50.17 |
| 11. Kelly Petersen  | NE    | 5.5 -9.5 | 331    | 244   | 600   | 40.67 |
| 12. Austin Bailey   | IL    | 5 -10    | 368    | 284   | 600   | 47.33 |
| 13. Jeffrey Baldwin | IL    | 5 -10    | 414    | 250   | 600   | 41.67 |
| 14. Mike Thomsen    | NE    | 4 -11    | 339    | 250   | 600   | 41.67 |
| 15. Merideth Judd   | IN    | 4 -11    | 335    | 241   | 600   | 40.17 |
| 16. John Neagle     | KY    | 4 -11    | 314    | 220   | 600   | 36.67 |



### Class B-1 - Men's

|                    | State | W-L       | Points | Rngrs | Shoes | %     |
|--------------------|-------|-----------|--------|-------|-------|-------|
| 1. Mark Stevens    | WI    | 12 -4     | 523    | 326   | 640   | 50.94 |
| 2. Ron Rowley      | IA    | 11 -5     | 528    | 329   | 640   | 51.41 |
| 3. Tim Eicher      | PA    | 10.5 -4.5 | 502    | 316   | 600   | 52.67 |
| 4. Gordon Schmidt  | MN    | 10.5 -4.5 | 437    | 309   | 600   | 51.50 |
| 5. Scott Grames    | MI    | 10.5 -4.5 | 430    | 297   | 600   | 49.50 |
| 6. David Mallory   | OK    | 9 -6      | 411    | 291   | 600   | 48.50 |
| 7. Ray Volkers     | MN    | 9 -6      | 408    | 285   | 600   | 47.50 |
| 8. Tony Gentry     | CO    | 9 -6      | 434    | 277   | 600   | 46.17 |
| 9. Wilfred Korpela | MN    | 7.5 -7.5  | 404    | 273   | 600   | 45.50 |
| 10. Al Ross        | OK    | 6 -9      | 359    | 263   | 600   | 43.83 |
| 11. Adam Schepers  | MO    | 5 -10     | 368    | 265   | 600   | 44.17 |
| 12. Paul Sexton    | NJ    | 5 -10     | 359    | 256   | 600   | 42.67 |
| 13. Mark Mauthe    | WI    | 4.5 -10.5 | 349    | 247   | 600   | 41.17 |
| 14. Tom Goff       | OK    | 4.5 -10.5 | 344    | 227   | 600   | 37.83 |
| 15. Frank Arroyo   | CA    | 3.5 -11.5 | 373    | 262   | 600   | 43.67 |
| 16. Ricky Bell     | KY    | 3.5 -11.5 | 350    | 262   | 600   | 43.67 |




# MEN'S DIVISION




# MEN'S DIVISION


| Class C-3 - Men's |                  | State | W-L       | Points | Rngrs | Shoes | %     |
|-------------------|------------------|-------|-----------|--------|-------|-------|-------|
| 1.                | Sean Brisson     | MI    | 13 -2     | 506    | 267   | 600   | 44.50 |
| 2.                | Jerry Werk       | MN    | 10.5 -4.5 | 443    | 249   | 600   | 41.50 |
| 3.                | Lonny Trangsrud  | WI    | 10 -5     | 439    | 248   | 600   | 41.33 |
| 4.                | Ron Highley      | MO    | 10 -5     | 437    | 228   | 600   | 38.00 |
| 5.                | Dave Mittlestadt | IA    | 9 -6      | 441    | 242   | 600   | 40.33 |
| 6.                | John Garvan      | WI    | 9 -6      | 436    | 227   | 600   | 37.83 |
| 7.                | Vern Blackford   | IL    | 8 -7      | 460    | 257   | 600   | 42.83 |
| 8.                | Melvin Jeardoe   | KS    | 8 -7      | 464    | 247   | 600   | 41.17 |
| 9.                | Glenn Luoma      | OH    | 8 -7      | 399    | 227   | 600   | 37.83 |
| 10.               | Ronnie Miller    | GA    | 7.5 -7.5  | 384    | 220   | 600   | 36.67 |
| 11.               | Zane Goggin      | GA    | 7 -8      | 395    | 219   | 600   | 36.50 |
| 12.               | Harry DeMott     | NJ    | 6.5 -8.5  | 340    | 209   | 600   | 34.83 |
| 13.               | Forrest Cooper   | KY    | 6 -9      | 396    | 226   | 600   | 37.67 |
| 14.               | Eugene Drozd     | NE    | 4 -11     | 324    | 180   | 600   | 30.00 |
| 15.               | Tim Thornton     | MI    | 2 -13     | 258    | 156   | 600   | 26.00 |
| 16.               | Ron Welsh        | NE    | 1.5 -13.5 | 253    | 133   | 600   | 22.17 |




| Class D-1 - Men's |                   | State | W-L      | Points | Rngrs | Shoes | %     |
|-------------------|-------------------|-------|----------|--------|-------|-------|-------|
| 1.                | Doug P. Anderson  | IA    | 10 -3    | 435    | 204   | 520   | 39.23 |
| 2.                | Sam Caincross     | FL    | 9 -4     | 411    | 208   | 520   | 40.00 |
| 3.                | Fred O'Connor     | IL    | 9 -4     | 449    | 207   | 520   | 39.81 |
| 4.                | Merle Alswager    | NE    | 8 -5     | 398    | 212   | 520   | 40.77 |
| 5.                | Larry Strandquist | MN    | 8 -5     | 369    | 173   | 520   | 33.27 |
| 6.                | Lee Watkins       | IL    | 8 -5     | 358    | 159   | 520   | 30.58 |
| 7.                | Jim Gregory       | MO    | 7 -6     | 375    | 193   | 520   | 37.12 |
| 8.                | Jim Heim          | WI    | 6.5 -6.5 | 351    | 172   | 520   | 33.08 |
| 9.                | Emery Brandt      | NE    | 6.5 -6.5 | 324    | 161   | 520   | 30.96 |
| 10.               | Tom Brown         | IN    | 5 -8     | 305    | 150   | 520   | 28.85 |
| 11.               | Jan Warwick       | IA    | 4.5 -6.5 | 238    | 141   | 440   | 32.05 |
| 12.               | Clint Sloan       | MO    | 4.5 -8.5 | 282    | 134   | 520   | 25.77 |
| 13.               | Gerry Hamel       | MA    | 3 -10    | 269    | 128   | 520   | 24.62 |
| 14.               | Richard C Colbert | MI    | 2 -11    | 223    | 105   | 520   | 20.19 |



| Class D-2 - Men's |                  | State | W-L       | Points | Rngrs | Shoes | %     |
|-------------------|------------------|-------|-----------|--------|-------|-------|-------|
| 1.                | Ralph Richardson | MO    | 12 -3     | 484    | 222   | 600   | 37.00 |
| 2.                | Steve Meyer      | CA    | 10.5 -4.5 | 470    | 220   | 600   | 36.67 |
| 3.                | Ralph Marthaler  | WI    | 10 -5     | 463    | 223   | 600   | 37.17 |
| 4.                | Mike Green       | IL    | 10 -5     | 470    | 201   | 600   | 33.50 |
| 5.                | Richard Thompson | GA    | 10 -5     | 381    | 163   | 600   | 27.17 |
| 6.                | Thomas Prokop    | MN    | 9 -6      | 448    | 205   | 600   | 34.17 |
| 7.                | Greg Sokolik     | NE    | 9 -6      | 427    | 186   | 600   | 31.00 |
| 8.                | Mark Hylton      | IL    | 9 -6      | 373    | 177   | 600   | 29.50 |
| 9.                | Pat Wemhoff      | NE    | 8 -7      | 377    | 187   | 600   | 31.17 |
| 10.               | John Brophy      | WI    | 8 -7      | 399    | 185   | 600   | 30.83 |
| 11.               | Leo Bratland     | IL    | 7 -8      | 336    | 159   | 600   | 26.50 |
| 12.               | Bob Klein        | MN    | 6 -9      | 358    | 183   | 600   | 30.50 |
| 13.               | Steve Ellis      | UT    | 6 -9      | 332    | 166   | 600   | 27.67 |
| 14.               | Chuck Wothke     | IN    | 4.5 -10.5 | 317    | 130   | 600   | 21.67 |
| 15.               | Wayne Huber      | ON    | 1 -14     | 209    | 116   | 600   | 19.33 |






| Class D-3 - Men's |                  | State | W-L       | Points | Rngrs | Shoes | %     |
|-------------------|------------------|-------|-----------|--------|-------|-------|-------|
| 1.                | Terry Sternberg  | WI    | 12 -4     | 504    | 228   | 640   | 35.63 |
| 2.                | Ron Umbarger     | IL    | 11 -5     | 511    | 251   | 640   | 39.22 |
| 3.                | Robert Bowser    | IL    | 10.5 -4.5 | 443    | 233   | 600   | 38.83 |
| 4.                | Ron Hook         | IL    | 10.5 -4.5 | 482    | 230   | 600   | 38.33 |
| 5.                | Gordon Simon Jr. | MI    | 10 -5     | 437    | 233   | 600   | 38.83 |
| 6.                | Jerel Flora      | OK    | 10 -5     | 440    | 227   | 600   | 37.83 |
| 7.                | Mike Wood        | IL    | 10 -5     | 399    | 192   | 600   | 32.00 |
| 8.                | Steve Miller     | MN    | 8 -7      | 388    | 226   | 600   | 37.67 |
| 9.                | Michael Brown    | VT    | 7 -8      | 422    | 196   | 600   | 32.67 |
| 10.               | Jesse Dowell     | MO    | 7 -8      | 401    | 177   | 600   | 29.50 |
| 11.               | Larry Hoyt       | ND    | 6 -9      | 423    | 183   | 600   | 30.50 |
| 12.               | Tom Strandquist  | MN    | 6 -9      | 317    | 169   | 600   | 28.17 |
| 13.               | Doug Strong      | AZ    | 5 -10     | 326    | 170   | 600   | 28.33 |
| 14.               | Darryl Bierkamp  | IL    | 4 -11     | 337    | 155   | 600   | 25.83 |
| 15.               | Homer Starwalt   | IL    | 4 -11     | 271    | 143   | 600   | 23.83 |





# MEN'S DIVISION



| Class E-1 - Men's |                   | State | W-L      | Points | Rngrs | Shoes | %     |
|-------------------|-------------------|-------|----------|--------|-------|-------|-------|
| 1.                | James M. David    | MN    | 13 -2    | 434    | 201   | 600   | 33.50 |
| 2.                | Brian Wipper      | MN    | 11 -4    | 497    | 229   | 600   | 38.17 |
| 3.                | Lee Miller Jr.    | MO    | 10 -5    | 404    | 199   | 600   | 33.17 |
| 4.                | Ray Wilkinson     | IA    | 10 -5    | 422    | 195   | 600   | 32.50 |
| 5.                | Jim Kramp         | IL    | 9 -6     | 465    | 224   | 600   | 37.33 |
| 6.                | Ronald J. Fadden  | MN    | 9 -6     | 394    | 179   | 600   | 29.83 |
| 7.                | Bruce Campbell    | ME    | 8.5 -6.5 | 438    | 203   | 600   | 33.83 |
| 8.                | Russ Heinritz     | WI    | 7 -8     | 443    | 206   | 600   | 34.33 |
| 9.                | Tom Holland       | MN    | 7 -8     | 377    | 194   | 600   | 32.33 |
| 10.               | Bob Waldo         | IA    | 7 -8     | 368    | 186   | 600   | 31.00 |
| 11.               | Chuck McLeod      | AZ    | 6 -9     | 398    | 185   | 600   | 30.83 |
| 12.               | Marshall Coleman  | WV    | 6 -9     | 381    | 164   | 600   | 27.33 |
| 13.               | Marvin Dirks      | IA    | 5.5 -9.5 | 339    | 151   | 600   | 25.17 |
| 14.               | Ronald K Bowerman | NY    | 5 -10    | 346    | 170   | 600   | 28.33 |
| 15.               | Dave Fisher       | PA    | 3 -12    | 291    | 158   | 600   | 26.33 |
| 16.               | Dale Stromberg    | CO    | 3 -12    | 275    | 133   | 600   | 22.17 |

| Class E-2 - Men's |                 | State | W-L      | Points | Rngrs | Shoes | %     |
|-------------------|-----------------|-------|----------|--------|-------|-------|-------|
| 1.                | Kurt Jochimsen  | WI    | 15 -0    | 579    | 235   | 600   | 39.17 |
| 2.                | Aaron Mead      | MN    | 12 -3    | 470    | 219   | 600   | 36.50 |
| 3.                | Anthony Klubben | ND    | 9 -6     | 391    | 206   | 600   | 34.33 |
| 4.                | James Miller    | TX    | 9 -6     | 431    | 197   | 600   | 32.83 |
| 5.                | Rick Weller     | WI    | 9 -6     | 370    | 179   | 600   | 29.83 |
| 6.                | Craig Smith     | WY    | 9 -6     | 395    | 179   | 600   | 29.83 |
| 7.                | Tom Maus        | MN    | 9 -6     | 358    | 171   | 600   | 28.50 |
| 8.                | Danny Branson   | MO    | 8.5 -6.5 | 359    | 163   | 600   | 27.17 |
| 9.                | Bob Brakhane    | IL    | 8 -7     | 367    | 162   | 600   | 27.00 |
| 10.               | Larry Bolt      | IA    | 7 -8     | 338    | 155   | 600   | 25.83 |
| 11.               | Rick Wright     | MN    | 7 -8     | 329    | 145   | 600   | 24.17 |
| 12.               | Daniel Gavin    | MO    | 5.5 -9.5 | 335    | 149   | 600   | 24.83 |
| 13.               | Norm Demers     | MA    | 5 -10    | 364    | 161   | 600   | 26.83 |
| 14.               | Laverne Wipf    | SD    | 4 -11    | 279    | 117   | 600   | 19.50 |
| 15.               | Levi Pierce     | NJ    | 3 -12    | 302    | 140   | 600   | 23.33 |


| Class E-3 - Men's |                 | State | W-L       | Points | Rngrs | Shoes | %     |
|-------------------|-----------------|-------|-----------|--------|-------|-------|-------|
| 1.                | Gary Boots      | MN    | 11.5 -3.5 | 533    | 259   | 600   | 43.17 |
| 2.                | Carl Slevin     | OH    | 10.5 -4.5 | 410    | 196   | 600   | 32.67 |
| 3.                | John Wemhoff    | NE    | 10.5 -4.5 | 404    | 177   | 600   | 29.50 |
| 4.                | Bob Kallstrom   | WI    | 10 -5     | 408    | 211   | 600   | 35.17 |
| 5.                | Tim Spexarth    | KS    | 10 -5     | 449    | 187   | 600   | 31.17 |
| 6.                | Tim Bayerl      | MN    | 8.5 -6.5  | 397    | 198   | 600   | 33.00 |
| 7.                | David Volz      | WI    | 8.5 -6.5  | 386    | 173   | 600   | 28.83 |
| 8.                | Alex Lyszczasz  | NJ    | 8 -7      | 392    | 153   | 600   | 25.50 |
| 9.                | Pat Torres      | NC    | 7.5 -7.5  | 394    | 196   | 600   | 32.67 |
| 10.               | Kurt Whaley     | SD    | 7 -8      | 361    | 170   | 600   | 28.33 |
| 11.               | Bruce Conord    | NJ    | 6.5 -8.5  | 425    | 197   | 600   | 32.83 |
| 12.               | John Garcia     | CA    | 6 -9      | 335    | 182   | 600   | 30.33 |
| 13.               | Dave Peterson   | NE    | 5.5 -9.5  | 372    | 174   | 600   | 29.00 |
| 14.               | Butch Kohnen    | MN    | 4.5 -10.5 | 280    | 149   | 600   | 24.83 |
| 15.               | Dick Hansen     | WI    | 3.5 -11.5 | 296    | 118   | 600   | 19.67 |
| 16.               | Paul Highlander | NC    | 2 -13     | 300    | 121   | 600   | 20.17 |

| Class F-1 - Men's |                  | State | W-L       | Points | Rngrs | Shoes | %     |
|-------------------|------------------|-------|-----------|--------|-------|-------|-------|
| 1.                | Gary Volz        | WI    | 13 -2     | 490    | 200   | 600   | 33.33 |
| 2.                | Kirk Vannausdle  | IA    | 12.5 -2.5 | 469    | 183   | 600   | 30.50 |
| 3.                | Larry Fettes III | IL    | 11.5 -3.5 | 418    | 164   | 600   | 27.33 |
| 4.                | Bo Hedrick       | KS    | 11 -4     | 447    | 209   | 600   | 34.83 |
| 5.                | Jack Linton      | IL    | 10.5 -4.5 | 416    | 189   | 600   | 31.50 |
| 6.                | Don Hayes        | KY    | 9 -6      | 425    | 172   | 600   | 28.67 |
| 7.                | Rich Lodor       | IL    | 9 -6      | 364    | 172   | 600   | 28.67 |
| 8.                | Dave Klipstein   | WI    | 8.5 -6.5  | 340    | 146   | 600   | 24.33 |
| 9.                | Ron Hopman       | FL    | 8 -7      | 418    | 150   | 600   | 25.00 |
| 10.               | Owen Moore       | MO    | 7.5 -7.5  | 363    | 158   | 600   | 26.33 |
| 11.               | Leslie Marquardt | MN    | 7 -8      | 417    | 165   | 600   | 27.50 |
| 12.               | Richard Cranston | IA    | 4 -11     | 281    | 131   | 600   | 21.83 |
| 13.               | Larry Brabec     | MN    | 3 -12     | 272    | 101   | 600   | 16.83 |
| 14.               | Jerry Houck      | MI    | 3 -12     | 210    | 71    | 600   | 11.83 |
| 15.               | Ronald Kohn      | MI    | 2.5 -12.5 | 337    | 139   | 600   | 23.17 |




# MEN'S DIVISION


| Class F-2 - Men's | State | W-L      | Points | Rngrs | Shoes | %     |
|-------------------|-------|----------|--------|-------|-------|-------|
| 1. Dave Hahn      | IA    | 12 -2    | 448    | 194   | 560   | 34.64 |
| 2. Craig Rupp     | MI    | 11 -3    | 460    | 187   | 560   | 33.39 |
| 3. Al Kasper      | SD    | 10 -3    | 415    | 167   | 520   | 32.12 |
| 4. George Moraza  | WI    | 7 -6     | 342    | 149   | 520   | 28.65 |
| 5. Scott Stull    | WV    | 6 -7     | 385    | 179   | 520   | 34.42 |
| 6. Mike Deer      | OK    | 6 -7     | 408    | 174   | 520   | 33.46 |
| 7. Leo Richter    | WI    | 6 -7     | 311    | 153   | 520   | 29.42 |
| 8. Rick Hudson    | IA    | 6 -7     | 316    | 148   | 520   | 28.46 |
| 9. Ron Hohimer    | IL    | 6 -7     | 288    | 124   | 520   | 23.85 |
| 10. Larry Stewart | PA    | 5.5 -7.5 | 327    | 137   | 520   | 26.35 |
| 11. Ed Hack       | WI    | 5.5 -7.5 | 292    | 133   | 520   | 25.58 |
| 12. Keith Schafer | MI    | 4.5 -8.5 | 244    | 129   | 520   | 24.81 |
| 13. Doug Palmer   | ID    | 4.5 -8.5 | 307    | 124   | 520   | 23.85 |
| 14. Roger Tope    | IA    | 2 -11    | 265    | 127   | 520   | 24.42 |




| Class F-3 - Men's     | State | W-L       | Points | Rngrs | Shoes | %     |
|-----------------------|-------|-----------|--------|-------|-------|-------|
| 1. Steve Wallin       | WI    | 13 -2     | 458    | 176   | 600   | 29.33 |
| 2. Kenny Kramer       | OH    | 10.5 -4.5 | 449    | 191   | 600   | 31.83 |
| 3. Dean Kuehnel       | IL    | 9 -6      | 418    | 185   | 600   | 30.83 |
| 4. Kermit Greer       | MD    | 9 -6      | 414    | 184   | 600   | 30.67 |
| 5. Pat Heathman       | MO    | 9 -6      | 356    | 158   | 600   | 26.33 |
| 6. Mike Crouch        | MO    | 8.5 -6.5  | 385    | 170   | 600   | 28.33 |
| 7. Joe Mueller        | MN    | 8.5 -6.5  | 406    | 156   | 600   | 26.00 |
| 8. Frank Freson       | IL    | 8 -7      | 351    | 144   | 600   | 24.00 |
| 9. Carl Buchanan      | OH    | 7 -8      | 366    | 160   | 600   | 26.67 |
| 10. Lyle A Dorler     | NY    | 7 -8      | 342    | 142   | 600   | 23.67 |
| 11. Kevin Brekke      | WI    | 6 -9      | 405    | 191   | 600   | 31.83 |
| 12. Paul L. Beard Jr. | MO    | 6 -9      | 316    | 141   | 600   | 23.50 |
| 13. Dean Schmitz      | IL    | 5 -10     | 335    | 150   | 600   | 25.00 |
| 14. Larry Pertuit     | LA    | 5 -10     | 338    | 132   | 600   | 22.00 |
| 15. Gerald Bilski     | IL    | 4.5 -10.5 | 303    | 122   | 600   | 20.33 |
| 16. Greg Taylor       | OH    | 4 -11     | 291    | 101   | 600   | 16.83 |



| Class G-1 - Men's     | State | W-L       | Points | Rngrs | Shoes | %     |
|-----------------------|-------|-----------|--------|-------|-------|-------|
| 1. Joe Hubert         | NJ    | 12 -3     | 490    | 193   | 600   | 32.17 |
| 2. Terry Halvorsen    | PA    | 11.5 -3.5 | 424    | 151   | 600   | 25.17 |
| 3. Jim Stromberg      | NE    | 9.5 -5.5  | 400    | 178   | 600   | 29.67 |
| 4. Dale Bublitz       | IL    | 9 -6      | 390    | 170   | 600   | 28.33 |
| 5. Roger Otto         | MO    | 8.5 -6.5  | 423    | 180   | 600   | 30.00 |
| 6. James Heckenberger | IL    | 8 -7      | 370    | 151   | 600   | 25.17 |
| 7. Robert O'Connell   | CT    | 8 -7      | 335    | 148   | 600   | 24.67 |
| 8. Rich Hardt         | KS    | 8 -7      | 363    | 141   | 600   | 23.50 |
| 9. Ken Howe           | MN    | 7.5 -7.5  | 395    | 169   | 600   | 28.17 |
| 10. Ken Cook          | IA    | 7.5 -7.5  | 383    | 160   | 600   | 26.67 |
| 11. David Williams    | MI    | 7 -8      | 375    | 165   | 600   | 27.50 |
| 12. Robert Baum       | CA    | 7 -8      | 368    | 147   | 600   | 24.50 |
| 13. Robert Bastel     | MO    | 6.5 -8.5  | 336    | 129   | 600   | 21.50 |
| 14. Gary Fuller       | WA    | 5 -10     | 284    | 97    | 600   | 16.17 |
| 15. Thomas Shannon    | OK    | 3 -12     | 282    | 114   | 600   | 19.00 |
| 16. Jon A. Aronson    | MO    | 2 -13     | 259    | 108   | 600   | 18.00 |







| Class G-2 - Men's   | State | W-L       | Points | Rngrs | Shoes | %     |
|---------------------|-------|-----------|--------|-------|-------|-------|
| 1. Kevin Bailey     | IA    | 11.5 -4.5 | 439    | 174   | 640   | 27.19 |
| 2. Mike Taylor      | NE    | 10.5 -5.5 | 408    | 198   | 640   | 30.94 |
| 3. Joe Beneky       | IL    | 10 -5     | 428    | 167   | 600   | 27.83 |
| 4. Bill Creighton   | MN    | 9.5 -5.5  | 485    | 205   | 600   | 34.17 |
| 5. Douglas T. Tripp | MO    | 9 -6      | 369    | 158   | 600   | 26.33 |
| 6. Ron Mead         | MN    | 9 -6      | 388    | 155   | 600   | 25.83 |
| 7. Randy Stophel    | NC    | 8.5 -6.5  | 423    | 186   | 600   | 31.00 |
| 8. Inge Byrkjeland  | NO    | 8 -7      | 407    | 184   | 600   | 30.67 |
| 9. Tim Fisher       | IL    | 8 -7      | 370    | 169   | 600   | 28.17 |
| 10. Robert Beagle   | MI    | 7 -8      | 364    | 121   | 600   | 20.17 |
| 11. Dennis Simler   | IL    | 6.5 -8.5  | 333    | 142   | 600   | 23.67 |
| 12. Ronnie Roberts  | WV    | 6 -9      | 337    | 132   | 600   | 22.00 |
| 13. Kevin Hedrick   | KS    | 5 -10     | 353    | 157   | 600   | 26.17 |
| 14. Kevin Turbett   | IA    | 5 -10     | 333    | 123   | 600   | 20.50 |
| 15. Jerry Zastrow   | MN    | 4.5 -10.5 | 316    | 125   | 600   | 20.83 |
| 16. Danny Wetzell   | MO    | 3 -12     | 281    | 94    | 600   | 15.67 |





# MEN'S DIVISION



| Class G-3 - Men's |                     | State | W-L       | Points | Rngrs | Shoes | %     |
|-------------------|---------------------|-------|-----------|--------|-------|-------|-------|
| 1.                | Don Ferris          | AZ    | 14 -1     | 507    | 199   | 600   | 33.17 |
| 2.                | Bill Marvin         | IL    | 12 -3     | 500    | 192   | 600   | 32.00 |
| 3.                | Nick Petersen       | NE    | 11.5 -3.5 | 463    | 183   | 600   | 30.50 |
| 4.                | Dennis Moore        | IA    | 10 -5     | 406    | 155   | 600   | 25.83 |
| 5.                | Greg Mason          | IA    | 9 -6      | 407    | 175   | 600   | 29.17 |
| 6.                | Don Goers           | IL    | 9 -6      | 385    | 151   | 600   | 25.17 |
| 7.                | Ronnie Lipofski     | NC    | 9 -6      | 328    | 130   | 600   | 21.67 |
| 8.                | Ralph Koopmans      | ON    | 8 -7      | 351    | 137   | 600   | 22.83 |
| 9.                | Larry Burgess       | IL    | 6.5 -8.5  | 352    | 144   | 600   | 24.00 |
| 10.               | Scott Raimer        | MO    | 6 -9      | 349    | 127   | 600   | 21.17 |
| 11.               | Dale Ackman         | MN    | 6 -9      | 326    | 118   | 600   | 19.67 |
| 12.               | Mike Zahn           | WI    | 5 -10     | 314    | 115   | 600   | 19.17 |
| 13.               | Dean Foster         | IL    | 5 -10     | 322    | 107   | 600   | 17.83 |
| 14.               | Danny Kyle          | CA    | 5 -10     | 286    | 102   | 600   | 17.00 |
| 15.               | Ron Pelzer          | NE    | 4 -11     | 323    | 135   | 600   | 22.50 |
| 16.               | James S. Kinney Jr. | MO    | 0 -15     | 176    | 57    | 600   | 9.50  |

| Class H-1 - Men's |                      | State | W-L      | Points | Rngrs | Shoes | %     |
|-------------------|----------------------|-------|----------|--------|-------|-------|-------|
| 1.                | Chris Evers          | MO    | 12 -2    | 416    | 158   | 560   | 28.21 |
| 2.                | James Gaspers        | IL    | 11 -3    | 442    | 163   | 560   | 29.11 |
| 3.                | Carl Tascone Jr.     | IL    | 10 -3    | 360    | 149   | 520   | 28.65 |
| 4.                | Tim Swisher          | IN    | 10 -3    | 343    | 128   | 520   | 24.62 |
| 5.                | Michael L. Gillespie | MO    | 8.5 -4.5 | 305    | 111   | 520   | 21.35 |
| 6.                | John Ridgely         | IA    | 7 -6     | 352    | 127   | 520   | 24.42 |
| 7.                | Marshel Keith        | MO    | 7 -6     | 329    | 92    | 520   | 17.69 |
| 8.                | Albert Strohl        | NY    | 6.5 -6.5 | 348    | 134   | 520   | 25.77 |
| 9.                | Al Blumer            | MN    | 5 -8     | 326    | 120   | 520   | 23.08 |
| 10.               | Jeff Lawrence        | MN    | 5 -8     | 296    | 113   | 520   | 21.73 |
| 11.               | Howard Magill        | OR    | 5 -8     | 251    | 92    | 520   | 17.69 |
| 12.               | Kenneth H Dombroski  | NY    | 4 -9     | 234    | 70    | 520   | 13.46 |
| 13.               | Rob Hagman           | MN    | 1 -12    | 179    | 69    | 520   | 13.27 |


| Class H-2 - Men's |                | State | W-L   | Points | Rngrs | Shoes | %     |
|-------------------|----------------|-------|-------|--------|-------|-------|-------|
| 1.                | Patrick Kuney  | KS    | 13 -2 | 439    | 166   | 600   | 27.67 |
| 2.                | Larry Hayes    | NE    | 11 -4 | 429    | 191   | 600   | 31.83 |
| 3.                | Ed Wheeler     | WI    | 11 -4 | 415    | 137   | 600   | 22.83 |
| 4.                | Adam Peterson  | KS    | 11 -4 | 401    | 133   | 600   | 22.17 |
| 5.                | John Stover    | MN    | 11 -4 | 371    | 132   | 600   | 22.00 |
| 6.                | Dave Shreve    | IL    | 9 -6  | 418    | 142   | 600   | 23.67 |
| 7.                | Brian Hoppe    | MN    | 8 -7  | 386    | 144   | 600   | 24.00 |
| 8.                | Tom Dillon     | MN    | 8 -7  | 346    | 114   | 600   | 19.00 |
| 9.                | Tino DeAngelo  | NY    | 8 -7  | 373    | 103   | 600   | 17.17 |
| 10.               | Gene Alderman  | MI    | 8 -7  | 317    | 102   | 600   | 17.00 |
| 11.               | Sam Ramos      | CO    | 7 -8  | 301    | 94    | 600   | 15.67 |
| 12.               | Dave Anderson  | MN    | 6 -9  | 343    | 141   | 600   | 23.50 |
| 13.               | Randy Heinritz | WI    | 6 -9  | 304    | 107   | 600   | 17.83 |
| 14.               | Ralph Davis    | IA    | 2 -13 | 165    | 57    | 600   | 9.50  |
| 15.               | Michael Taylor | PA    | 1 -14 | 220    | 72    | 600   | 12.00 |

| Class H-3 - Men's |                   | State | W-L       | Points | Rngrs | Shoes | %     |
|-------------------|-------------------|-------|-----------|--------|-------|-------|-------|
| 1.                | Dick Seyler       | DE    | 12 -3     | 399    | 114   | 600   | 19.00 |
| 2.                | Steve Ruddock     | CO    | 11 -4     | 434    | 150   | 600   | 25.00 |
| 3.                | Jesse Dreifurst   | IL    | 10.5 -4.5 | 415    | 163   | 600   | 27.17 |
| 4.                | Rick Wagner       | PA    | 10.5 -4.5 | 394    | 140   | 600   | 23.33 |
| 5.                | Lee Howington     | GA    | 10 -5     | 364    | 120   | 600   | 20.00 |
| 6.                | Dave Sidles       | NE    | 10 -5     | 365    | 116   | 600   | 19.33 |
| 7.                | Charles Roeser    | MN    | 9.5 -5.5  | 350    | 114   | 600   | 19.00 |
| 8.                | Mark A. Schepers  | MO    | 8.5 -6.5  | 330    | 112   | 600   | 18.67 |
| 9.                | Wayne Davis       | MN    | 7.5 -7.5  | 338    | 112   | 600   | 18.67 |
| 10.               | Jim Ramey         | AZ    | 7 -8      | 370    | 134   | 600   | 22.33 |
| 11.               | James H. Adkins   | MO    | 7 -8      | 348    | 122   | 600   | 20.33 |
| 12.               | Raymond R. Phelps | MO    | 6.5 -8.5  | 326    | 105   | 600   | 17.50 |
| 13.               | Steve Bruemmer    | MO    | 4 -11     | 272    | 77    | 600   | 12.83 |
| 14.               | Fred Morel        | IL    | 3.5 -11.5 | 275    | 93    | 600   | 15.50 |
| 15.               | Roger Geyer       | IN    | 2.5 -12.5 | 222    | 75    | 600   | 12.50 |




# MEN'S DIVISION


| Class I-1 - Men's |                   | State | W-L       | Points | Rngrs | Shoes | %     |
|-------------------|-------------------|-------|-----------|--------|-------|-------|-------|
| 1.                | Paul MomMen's     | NE    | 13 -2     | 437    | 164   | 600   | 27.33 |
| 2.                | H C Harwell       | TX    | 12.5 -2.5 | 418    | 130   | 600   | 21.67 |
| 3.                | Edward Karrer     | MI    | 9.5 -5.5  | 357    | 133   | 600   | 22.17 |
| 4.                | Kenny Hahn        | IA    | 9 -6      | 445    | 178   | 600   | 29.67 |
| 5.                | Mike DeMars       | MN    | 9 -6      | 399    | 139   | 600   | 23.17 |
| 6.                | Robert Dennis     | NE    | 8 -7      | 383    | 140   | 600   | 23.33 |
| 7.                | Randy Lampton     | MN    | 8 -7      | 366    | 102   | 600   | 17.00 |
| 8.                | Pete Kumlien      | WI    | 8 -7      | 341    | 101   | 600   | 16.83 |
| 9.                | Larry J Morris Jr | VA    | 7.5 -7.5  | 349    | 129   | 600   | 21.50 |
| 10.               | David E Cyr       | ME    | 7.5 -7.5  | 338    | 120   | 600   | 20.00 |
| 11.               | Larry Majerski    | MI    | 7 -8      | 303    | 86    | 600   | 14.33 |
| 12.               | Ken Eberspacher   | MN    | 6.5 -8.5  | 330    | 120   | 600   | 20.00 |
| 13.               | Jim Rebrovich     | MN    | 5.5 -9.5  | 331    | 126   | 600   | 21.00 |
| 14.               | Michael Littell   | MN    | 5 -10     | 303    | 115   | 600   | 19.17 |
| 15.               | Larry Harnett     | NE    | 3 -12     | 271    | 136   | 600   | 22.67 |
| 16.               | Darrell Keil      | KS    | 1 -9      | 172    | 67    | 400   | 16.75 |




| Class I-2 - Men's |                   | State | W-L      | Points | Rngrs | Shoes | %     |
|-------------------|-------------------|-------|----------|--------|-------|-------|-------|
| 1.                | Ken Jose          | NV    | 13 -2    | 534    | 168   | 600   | 28.00 |
| 2.                | Kevin D. Chambers | MO    | 12 -3    | 424    | 138   | 600   | 23.00 |
| 3.                | Tom Dunham        | SD    | 10 -5    | 366    | 128   | 600   | 21.33 |
| 4.                | Robert W Trank    | NY    | 10 -5    | 360    | 99    | 600   | 16.50 |
| 5.                | Keith Johnson     | MO    | 9.5 -5.5 | 347    | 108   | 600   | 18.00 |
| 6.                | Mark Nord         | WI    | 9 -6     | 366    | 121   | 600   | 20.17 |
| 7.                | Robin Constance   | MN    | 9 -6     | 336    | 111   | 600   | 18.50 |
| 8.                | Al Pence          | OH    | 9 -6     | 366    | 106   | 600   | 17.67 |
| 9.                | Jim Dees          | IL    | 8 -7     | 341    | 105   | 600   | 17.50 |
| 10.               | Wayne Goers       | IL    | 7.5 -7.5 | 340    | 96    | 600   | 16.00 |
| 11.               | Gary Elliott      | IA    | 6 -9     | 351    | 107   | 600   | 17.83 |
| 12.               | Kevin Davis       | ON    | 5 -10    | 254    | 69    | 600   | 11.50 |
| 13.               | Jim Haley         | GA    | 4 -11    | 262    | 103   | 600   | 17.17 |
| 14.               | Larry Holmes      | NE    | 3 -12    | 245    | 74    | 600   | 12.33 |
| 15.               | Mark Stevens      | AL    | 3 -12    | 242    | 66    | 600   | 11.00 |
| 16.               | Leonard Mullnix   | IA    | 2 -13    | 232    | 69    | 600   | 11.50 |



| Class I-3 - Men's |                     | State | W-L       | Points | Rngrs | Shoes | %     |
|-------------------|---------------------|-------|-----------|--------|-------|-------|-------|
| 1.                | Steve Washko Jr     | IL    | 11.5 -4.5 | 418    | 116   | 640   | 18.13 |
| 2.                | Mark Wolffrad       | MI    | 10.5 -5.5 | 383    | 118   | 640   | 18.44 |
| 3.                | Jim Kostuck         | MN    | 10 -5     | 408    | 135   | 600   | 22.50 |
| 4.                | Richard Jarman      | MO    | 10 -5     | 346    | 98    | 600   | 16.33 |
| 5.                | James H. Caufield   | MO    | 9 -6      | 397    | 112   | 600   | 18.67 |
| 6.                | Mike Holley         | AB    | 8 -7      | 337    | 122   | 600   | 20.33 |
| 7.                | Nick Cocquit        | IL    | 8 -7      | 390    | 117   | 600   | 19.50 |
| 8.                | Dave Eschenfelder   | IL    | 8 -7      | 325    | 105   | 600   | 17.50 |
| 9.                | Jim Quist           | WA    | 8 -7      | 313    | 91    | 600   | 15.17 |
| 10.               | Al DelVecchio       | PA    | 8 -7      | 349    | 80    | 600   | 13.33 |
| 11.               | Buddy Lampkin       | KY    | 7 -8      | 301    | 104   | 600   | 17.33 |
| 12.               | Rich Carvell        | IL    | 7 -8      | 304    | 85    | 600   | 14.17 |
| 13.               | Dennis Keogh        | MN    | 6 -9      | 307    | 93    | 600   | 15.50 |
| 14.               | Larry Anderson      | MO    | 4.5 -10.5 | 314    | 93    | 600   | 15.50 |
| 15.               | Ron Fritz           | IL    | 3.5 -11.5 | 261    | 55    | 600   | 9.17  |
| 16.               | Ernie Ellermann Jr. | MO    | 2 -13     | 275    | 85    | 600   | 14.17 |







| Class J-1 - Men's |                | State | W-L      | Points | Rngrs | Shoes | %     |
|-------------------|----------------|-------|----------|--------|-------|-------|-------|
| 1.                | Paul Baehl     | IN    | 12 -1    | 349    | 103   | 520   | 19.81 |
| 2.                | Ron Brown      | IL    | 11 -2    | 340    | 120   | 520   | 23.08 |
| 3.                | Art Jackson    | OH    | 9 -4     | 340    | 90    | 520   | 17.31 |
| 4.                | Timothy Sandy  | IL    | 8 -5     | 325    | 104   | 520   | 20.00 |
| 5.                | Alan Ringo     | OR    | 7 -6     | 309    | 82    | 520   | 15.77 |
| 6.                | John Hustings  | MN    | 7 -6     | 282    | 81    | 520   | 15.58 |
| 7.                | Delton Hoffer  | SD    | 7 -6     | 272    | 77    | 520   | 14.81 |
| 8.                | Jason Darrell  | MN    | 6.5 -6.5 | 234    | 58    | 520   | 11.15 |
| 9.                | Larry Munhofen | NE    | 6 -7     | 274    | 76    | 520   | 14.62 |
| 10.               | Randy Clark    | IA    | 5 -8     | 282    | 96    | 520   | 18.46 |
| 11.               | Steve Nelson   | IL    | 5 -8     | 232    | 67    | 520   | 12.88 |
| 12.               | Bruce Davis    | ON    | 4 -9     | 242    | 67    | 520   | 12.88 |
| 13.               | Bud Schaefer   | MN    | 3.5 -9.5 | 216    | 76    | 520   | 14.62 |
| 14.               | Lee McCumsey   | IL    | 0 -13    | 104    | 33    | 520   | 6.35  |





# MEN'S DIVISION



| Class J-2 - Men's |                 | State | W-L       | Points | Rngrs | Shoes | %     |
|-------------------|-----------------|-------|-----------|--------|-------|-------|-------|
| 1.                | Alan Jones      | AZ    | 14.5 -0.5 | 423    | 123   | 600   | 20.50 |
| 2.                | Steve Jackson   | IA    | 13 -2     | 393    | 97    | 600   | 16.17 |
| 3.                | Alan Knippen    | SD    | 12.5 -2.5 | 445    | 145   | 600   | 24.17 |
| 4.                | Steve Courson   | KS    | 12 -3     | 389    | 106   | 600   | 17.67 |
| 5.                | Blaine Scott    | UT    | 10 -5     | 422    | 144   | 600   | 24.00 |
| 6.                | Ernest Decker   | GA    | 8 -7      | 348    | 97    | 600   | 16.17 |
| 7.                | Jim Rosenthal   | IL    | 7.5 -7.5  | 357    | 112   | 600   | 18.67 |
| 8.                | Eric Short      | IL    | 7.5 -7.5  | 289    | 68    | 600   | 11.33 |
| 9.                | Daren Chambers  | MN    | 6.5 -8.5  | 275    | 89    | 600   | 14.83 |
| 10.               | Chad Olson      | MN    | 6.5 -8.5  | 241    | 72    | 600   | 12.00 |
| 11.               | Daniel Schardin | MN    | 6.5 -8.5  | 272    | 71    | 600   | 11.83 |
| 12.               | Larry Buckland  | NY    | 5 -10     | 272    | 81    | 600   | 13.50 |
| 13.               | Jim Mortinger   | KS    | 4.5 -10.5 | 299    | 100   | 600   | 16.67 |
| 14.               | Daniel L. Olson | MO    | 3 -12     | 269    | 82    | 600   | 13.67 |
| 15.               | Dave Pedigo     | IL    | 3 -12     | 225    | 59    | 600   | 9.83  |


| Class J-3 - Men's |                  | State | W-L       | Points | Rngrs | Shoes | %     |
|-------------------|------------------|-------|-----------|--------|-------|-------|-------|
| 1.                | John Drost       | IA    | 12 -1     | 373    | 116   | 520   | 22.31 |
| 2.                | Frank MacArthur  | MO    | 11 -2     | 335    | 106   | 520   | 20.38 |
| 3.                | Andrew Rocca     | IA    | 10 -3     | 379    | 104   | 520   | 20.00 |
| 4.                | Bret Myers       | MO    | 9 -4      | 330    | 90    | 520   | 17.31 |
| 5.                | Donald Johnston  | IL    | 7.5 -5.5  | 287    | 59    | 520   | 11.35 |
| 6.                | Stan Jones       | IA    | 7 -6      | 288    | 94    | 520   | 18.08 |
| 7.                | Wesley R. Reed   | MO    | 7 -6      | 256    | 81    | 520   | 15.58 |
| 8.                | Vinton Knarr     | IL    | 6.5 -6.5  | 301    | 99    | 520   | 19.04 |
| 9.                | Pat Schlote      | MO    | 6 -7      | 266    | 66    | 520   | 12.69 |
| 10.               | Larry Foster     | IL    | 5 -8      | 272    | 65    | 520   | 12.50 |
| 11.               | Bill Winchester  | IL    | 3.5 -9.5  | 242    | 58    | 520   | 11.15 |
| 12.               | Philip Timberman | CO    | 3 -10     | 227    | 87    | 520   | 16.73 |
| 13.               | John Olson       | MN    | 2 -11     | 218    | 55    | 520   | 10.58 |
| 14.               | Lloyd Schropp    | IA    | 1.5 -11.5 | 171    | 52    | 520   | 10.00 |

| Class K-1 - Men's |                    | State | W-L      | Points | Rngrs | Shoes | %     |
|-------------------|--------------------|-------|----------|--------|-------|-------|-------|
| 1.                | Randy Ganther      | WI    | 9.5 -3.5 | 307    | 79    | 520   | 15.19 |
| 2.                | John Ghrist        | IA    | 9 -4     | 304    | 74    | 520   | 14.23 |
| 3.                | Tom Corredato      | IL    | 8 -5     | 244    | 51    | 520   | 9.81  |
| 4.                | Mike Anderson      | CA    | 8 -5     | 239    | 36    | 520   | 6.92  |
| 5.                | Kevin Pieper       | IA    | 7 -6     | 231    | 53    | 520   | 10.19 |
| 6.                | Mark Hoover        | IA    | 7 -6     | 245    | 52    | 520   | 10.00 |
| 7.                | Pepper White       | MN    | 7 -6     | 239    | 46    | 520   | 8.85  |
| 8.                | Henry Hansen       | IL    | 6.5 -6.5 | 236    | 33    | 520   | 6.35  |
| 9.                | Jim Klein          | MN    | 6 -7     | 257    | 61    | 520   | 11.73 |
| 10.               | David Schwendinger | IA    | 6 -7     | 217    | 53    | 520   | 10.19 |
| 11.               | Don Yurecko        | MN    | 6 -7     | 211    | 42    | 520   | 8.08  |
| 12.               | John Ranzemberger  | MN    | 4 -9     | 214    | 54    | 520   | 10.38 |
| 13.               | Glen Berglund      | MN    | 4 -9     | 186    | 24    | 520   | 4.62  |
| 14.               | William Weaver     | AR    | 3 -10    | 221    | 42    | 520   | 8.08  |

| Class K-2 - Men's |                    | State | W-L       | Points | Rngrs | Shoes | %     |
|-------------------|--------------------|-------|-----------|--------|-------|-------|-------|
| 1.                | Steven Bailey      | IL    | 11.5 -1.5 | 367    | 79    | 520   | 15.19 |
| 2.                | Paul Olson         | MN    | 10.5 -2.5 | 258    | 64    | 520   | 12.31 |
| 3.                | Jim A. Jones       | MO    | 10 -3     | 269    | 63    | 520   | 12.12 |
| 4.                | Jerry Roemhildt    | MN    | 10 -3     | 249    | 46    | 520   | 8.85  |
| 5.                | Jay Ganther        | WI    | 8 -5      | 259    | 56    | 520   | 10.77 |
| 6.                | Richard McAllaster | NY    | 7 -6      | 223    | 50    | 520   | 9.62  |
| 7.                | Mike Jr. Fishnick  | IA    | 7 -6      | 203    | 24    | 520   | 4.62  |
| 8.                | Wade Koonce        | IL    | 7 -6      | 223    | 22    | 520   | 4.23  |
| 9.                | James Roose        | IA    | 6 -7      | 164    | 34    | 520   | 6.54  |
| 10.               | Michel Monson      | MN    | 4 -9      | 137    | 28    | 520   | 5.38  |
| 11.               | Don Smith          | IA    | 3 -10     | 168    | 29    | 520   | 5.58  |
| 12.               | Bruce Lingenfelter | KS    | 3 -10     | 152    | 14    | 520   | 2.69  |
| 13.               | John Carlton       | IL    | 2 -8      | 151    | 27    | 400   | 6.75  |
| 14.               | Roger R Chase      | NY    | 2 -11     | 180    | 48    | 520   | 9.23  |



# SENIOR MEN'S CHAMPIONSHIP CLASS 2010 WORLD TOURNAMENT



## MEN'S DIVISION

|     |                  | State | W-L  | Ringers | Pts | Shoes | Ringer % |
|-----|------------------|-------|------|---------|-----|-------|----------|
| 1.  | Ron Deckard      | FL    | 10-1 | 452     | 371 | 522   | 71.07    |
| 2.  | Rich Knerem      | OH    | 8-3  | 391     | 357 | 586   | 60.92    |
| 3.  | Bill Navratil    | CT    | 7-4  | 415     | 370 | 618   | 59.87    |
| 4.  | Raymond Bedard   | MA    | 6-5  | 393     | 410 | 644   | 63.66    |
| 5.  | Gerald Stangland | MN    | 6-5  | 360     | 378 | 600   | 63.00    |
| 6.  | Larry Knop       | IL    | 6-5  | 361     | 361 | 598   | 60.37    |
| 7.  | Daniel F Dunn    | IN    | 5-6  | 391     | 386 | 634   | 60.88    |
| 8.  | Roy Buhler       | UT    | 5-6  | 341     | 337 | 602   | 55.98    |
| 9.  | M.O. Turner      | MO    | 4-7  | 314     | 324 | 558   | 58.06    |
| 10. | Mick Gillette    | MO    | 4-7  | 353     | 336 | 618   | 54.37    |
| 11. | Richard Altis    | MO    | 4-7  | 285     | 278 | 518   | 53.67    |
| 12. | Larry Folkenroth | PA    | 1-10 | 278     | 246 | 510   | 48.24    |

### 1. Ron Deckard 10-1

|     | OPPONENT         | SCORE      | R          | SHS        | %            |
|-----|------------------|------------|------------|------------|--------------|
| 1.  | Richard Altis    | 40/16      | 27         | 40         | 67.50        |
| 2.  | Larry Folkenroth | 42/12      | 30         | 42         | 71.43        |
| 3.  | Mick Gillette    | 42/26      | 34         | 52         | 65.38        |
| 4.  | Larry Knop       | 43/13      | 37         | 48         | 77.08        |
| 5.  | Roy Buhler       | 43/8       | 34         | 42         | 80.95        |
| 6.  | Bill Navratil    | 35/41      | 40         | 58         | 68.97        |
| 7.  | M.O. Turner      | 42/27      | 39         | 56         | 69.64        |
| 8.  | Gerald Stangland | 41/23      | 33         | 46         | 71.74        |
| 9.  | Daniel F Dunn    | 40/17      | 31         | 44         | 70.45        |
| 10. | Rich Knerem      | 42/4       | 21         | 30         | 70.00        |
| 11. | Raymond Bedard   | 42/29      | 45         | 64         | 70.31        |
|     |                  | <b>452</b> | <b>371</b> | <b>522</b> | <b>71.07</b> |

### 2. Rich Knerem 8-3

|     | OPPONENT         | SCORE      | R          | SHS        | %            |
|-----|------------------|------------|------------|------------|--------------|
| 1.  | Mick Gillette    | 40/28      | 38         | 56         | 67.86        |
| 2.  | Larry Knop       | 34/41      | 38         | 62         | 61.29        |
| 3.  | Roy Buhler       | 44/27      | 37         | 58         | 63.79        |
| 4.  | Bill Navratil    | 21/43      | 18         | 44         | 40.91        |
| 5.  | Richard Altis    | 41/29      | 31         | 66         | 46.97        |
| 6.  | Larry Folkenroth | 44/16      | 29         | 38         | 76.32        |
| 7.  | Gerald Stangland | 42/17      | 40         | 56         | 71.43        |
| 8.  | Daniel F Dunn    | 40/39      | 45         | 70         | 64.29        |
| 9.  | Raymond Bedard   | 40/24      | 46         | 68         | 67.65        |
| 10. | Ron Deckard      | 4/42       | 8          | 30         | 26.67        |
| 11. | M.O. Turner      | 41/6       | 27         | 38         | 71.05        |
|     |                  | <b>391</b> | <b>357</b> | <b>586</b> | <b>60.92</b> |

### 3. Bill Navratil 7-4

|     | OPPONENT         | SCORE      | R          | SHS        | %            |
|-----|------------------|------------|------------|------------|--------------|
| 1.  | M.O. Turner      | 38/42      | 41         | 66         | 62.12        |
| 2.  | Gerald Stangland | 40/31      | 29         | 52         | 55.77        |
| 3.  | Daniel F Dunn    | 36/42      | 34         | 64         | 53.13        |
| 4.  | Rich Knerem      | 43/21      | 25         | 44         | 56.82        |
| 5.  | Raymond Bedard   | 15/40      | 40         | 70         | 57.14        |
| 6.  | Ron Deckard      | 41/35      | 42         | 58         | 72.41        |
| 7.  | Richard Altis    | 45/2       | 23         | 30         | 76.67        |
| 8.  | Larry Folkenroth | 40/31      | 33         | 60         | 55.00        |
| 9.  | Mick Gillette    | 41/19      | 30         | 50         | 60.00        |
| 10. | Larry Knop       | 40/28      | 44         | 66         | 66.67        |
| 11. | Roy Buhler       | 36/44      | 29         | 58         | 50.00        |
|     |                  | <b>415</b> | <b>370</b> | <b>618</b> | <b>59.87</b> |

### 4. Raymond Bedard 6-5

|     | OPPONENT         | SCORE      | R          | SHS        | %            |
|-----|------------------|------------|------------|------------|--------------|
| 1.  | Larry Folkenroth | 42/17      | 25         | 44         | 56.82        |
| 2.  | Mick Gillette    | 41/27      | 33         | 56         | 58.93        |
| 3.  | Larry Knop       | 40/28      | 37         | 52         | 71.15        |
| 4.  | Roy Buhler       | 38/42      | 42         | 66         | 63.64        |
| 5.  | Bill Navratil    | 40/15      | 48         | 70         | 68.57        |
| 6.  | Richard Altis    | 28/42      | 27         | 52         | 51.92        |
| 7.  | Daniel F Dunn    | 29/41      | 39         | 64         | 60.94        |
| 8.  | M.O. Turner      | 41/17      | 41         | 56         | 73.21        |
| 9.  | Rich Knerem      | 24/40      | 43         | 68         | 63.24        |
| 10. | Gerald Stangland | 41/17      | 33         | 52         | 63.46        |
| 11. | Ron Deckard      | 29/42      | 42         | 64         | 65.63        |
|     |                  | <b>393</b> | <b>410</b> | <b>644</b> | <b>63.66</b> |



**5. Gerald Stangland 6-5**

|     | OPPONENT         | SCORE      | R          | SHS        | %            |
|-----|------------------|------------|------------|------------|--------------|
| 1.  | Roy Buhler       | 42/26      | 36         | 54         | 66.67        |
| 2.  | Bill Navratil    | 31/40      | 26         | 52         | 50.00        |
| 3.  | Richard Altis    | 45/23      | 48         | 68         | 70.59        |
| 4.  | Larry Folkenroth | 40/29      | 23         | 38         | 60.53        |
| 5.  | Mick Gillette    | 41/24      | 37         | 58         | 63.79        |
| 6.  | Larry Knop       | 44/35      | 46         | 66         | 69.70        |
| 7.  | Rich Knerem      | 17/42      | 32         | 56         | 57.14        |
| 8.  | Ron Deckard      | 23/41      | 27         | 46         | 58.70        |
| 9.  | M.O. Turner      | 41/19      | 32         | 42         | 76.19        |
| 10. | Raymond Bedard   | 17/41      | 27         | 52         | 51.92        |
| 11. | Daniel F Dunn    | 19/41      | 44         | 68         | 64.71        |
|     |                  | <b>360</b> | <b>378</b> | <b>600</b> | <b>63.00</b> |

**7. Daniel F Dunn 5-6**

|     | OPPONENT         | SCORE      | R          | SHS        | %            |
|-----|------------------|------------|------------|------------|--------------|
| 1.  | Larry Knop       | 23/41      | 26         | 48         | 54.17        |
| 2.  | Roy Buhler       | 39/40      | 37         | 70         | 52.86        |
| 3.  | Bill Navratil    | 42/36      | 34         | 64         | 53.13        |
| 4.  | Richard Altis    | 42/15      | 31         | 46         | 67.39        |
| 5.  | Larry Folkenroth | 44/14      | 29         | 42         | 69.05        |
| 6.  | Mick Gillette    | 35/45      | 39         | 64         | 60.94        |
| 7.  | Raymond Bedard   | 41/29      | 44         | 64         | 68.75        |
| 8.  | Rich Knerem      | 39/40      | 44         | 70         | 62.86        |
| 9.  | Ron Deckard      | 17/40      | 22         | 44         | 50.00        |
| 10. | M.O. Turner      | 28/41      | 30         | 54         | 55.56        |
| 11. | Gerald Stangland | 41/19      | 50         | 68         | 73.53        |
|     |                  | <b>391</b> | <b>386</b> | <b>634</b> | <b>60.88</b> |

**9. M.O. Turner 4-7**

|     | OPPONENT         | SCORE      | R          | SHS        | %            |
|-----|------------------|------------|------------|------------|--------------|
| 1.  | Richard Altis    | 40/16      | 27         | 40         | 67.50        |
| 2.  | Larry Folkenroth | 42/12      | 30         | 42         | 71.43        |
| 3.  | Mick Gillette    | 42/26      | 34         | 52         | 65.38        |
| 4.  | Larry Knop       | 43/13      | 37         | 48         | 77.08        |
| 5.  | Roy Buhler       | 43/8       | 34         | 42         | 80.95        |
| 6.  | Bill Navratil    | 35/41      | 40         | 58         | 68.97        |
| 7.  | M.O. Turner      | 42/27      | 39         | 56         | 69.64        |
| 8.  | Gerald Stangland | 41/23      | 33         | 46         | 71.74        |
| 9.  | Daniel F Dunn    | 40/17      | 31         | 44         | 70.45        |
| 10. | Rich Knerem      | 42/4       | 21         | 30         | 70.00        |
| 11. | Raymond Bedard   | 42/29      | 45         | 64         | 70.31        |
|     |                  | <b>314</b> | <b>324</b> | <b>558</b> | <b>58.06</b> |

**11. Richard Altis 4-7**

|     | OPPONENT         | SCORE      | R          | SHS        | %            |
|-----|------------------|------------|------------|------------|--------------|
| 1.  | Ron Deckard      | 16/40      | 20         | 40         | 50.00        |
| 2.  | M.O. Turner      | 3/42       | 6          | 28         | 21.43        |
| 3.  | Gerald Stangland | 23/45      | 43         | 68         | 63.24        |
| 4.  | Daniel F Dunn    | 15/42      | 23         | 46         | 50.00        |
| 5.  | Rich Knerem      | 29/41      | 29         | 66         | 43.94        |
| 6.  | Raymond Bedard   | 42/28      | 32         | 52         | 61.54        |
| 7.  | Bill Navratil    | 2/45       | 9          | 30         | 30.00        |
| 8.  | Roy Buhler       | 40/18      | 29         | 46         | 63.04        |
| 9.  | Larry Folkenroth | 42/20      | 28         | 40         | 70.00        |
| 10. | Mick Gillette    | 32/41      | 28         | 60         | 46.67        |
| 11. | Larry Knop       | 41/14      | 31         | 42         | 73.81        |
|     |                  | <b>285</b> | <b>278</b> | <b>518</b> | <b>53.67</b> |

**6. Larry Knop 6-5**

|     | OPPONENT         | SCORE      | R          | SHS        | %            |
|-----|------------------|------------|------------|------------|--------------|
| 1.  | Daniel F Dunn    | 41/23      | 32         | 48         | 66.67        |
| 2.  | Rich Knerem      | 41/34      | 40         | 62         | 64.52        |
| 3.  | Raymond Bedard   | 28/40      | 32         | 52         | 61.54        |
| 4.  | Ron Deckard      | 13/43      | 28         | 48         | 58.33        |
| 5.  | M.O. Turner      | 40/35      | 41         | 66         | 62.12        |
| 6.  | Gerald Stangland | 35/44      | 43         | 66         | 65.15        |
| 7.  | Larry Folkenroth | 41/28      | 24         | 46         | 52.17        |
| 8.  | Mick Gillette    | 40/35      | 32         | 54         | 59.26        |
| 9.  | Roy Buhler       | 40/25      | 28         | 48         | 58.33        |
| 10. | Bill Navratil    | 28/40      | 39         | 66         | 59.09        |
| 11. | Richard Altis    | 14/41      | 22         | 42         | 52.38        |
|     |                  | <b>361</b> | <b>361</b> | <b>598</b> | <b>60.37</b> |

**8. Roy Buhler 5-6**

|     | OPPONENT         | SCORE      | R          | SHS        | %            |
|-----|------------------|------------|------------|------------|--------------|
| 1.  | Gerald Stangland | 26/42      | 31         | 54         | 57.41        |
| 2.  | Daniel F Dunn    | 40/39      | 39         | 70         | 55.71        |
| 3.  | Rich Knerem      | 27/44      | 33         | 58         | 56.90        |
| 4.  | Raymond Bedard   | 42/38      | 43         | 66         | 65.15        |
| 5.  | Ron Deckard      | 8/43       | 23         | 42         | 54.76        |
| 6.  | M.O. Turner      | 41/25      | 36         | 54         | 66.67        |
| 7.  | Mick Gillette    | 30/40      | 26         | 50         | 52.00        |
| 8.  | Richard Altis    | 18/40      | 22         | 46         | 47.83        |
| 9.  | Larry Knop       | 25/40      | 23         | 48         | 47.92        |
| 10. | Larry Folkenroth | 40/33      | 29         | 56         | 51.79        |
| 11. | Bill Navratil    | 44/36      | 32         | 58         | 55.17        |
|     |                  | <b>341</b> | <b>337</b> | <b>602</b> | <b>55.98</b> |

**10. Mick Gillette 4-7**

|     | OPPONENT         | SCORE      | R          | SHS        | %            |
|-----|------------------|------------|------------|------------|--------------|
| 1.  | Mick Gillette    | 40/28      | 38         | 56         | 67.86        |
| 2.  | Larry Knop       | 34/41      | 38         | 62         | 61.29        |
| 3.  | Roy Buhler       | 44/27      | 37         | 58         | 63.79        |
| 4.  | Bill Navratil    | 21/43      | 18         | 44         | 40.91        |
| 5.  | Richard Altis    | 41/29      | 31         | 66         | 46.97        |
| 6.  | Larry Folkenroth | 44/16      | 29         | 38         | 76.32        |
| 7.  | Gerald Stangland | 42/17      | 40         | 56         | 71.43        |
| 8.  | Daniel F Dunn    | 40/39      | 45         | 70         | 64.29        |
| 9.  | Raymond Bedard   | 40/24      | 46         | 68         | 67.65        |
| 10. | Ron Deckard      | 4/42       | 8          | 30         | 26.67        |
| 11. | M.O. Turner      | 41/6       | 27         | 38         | 71.05        |
|     |                  | <b>353</b> | <b>336</b> | <b>618</b> | <b>54.37</b> |


**12. Larry Folkenroth 1-10**

|     | OPPONENT         | SCORE      | R          | SHS        | %            |
|-----|------------------|------------|------------|------------|--------------|
| 1.  | Raymond Bedard   | 17/42      | 18         | 44         | 40.91        |
| 2.  | Ron Deckard      | 12/42      | 22         | 42         | 52.38        |
| 3.  | M.O. Turner      | 40/19      | 22         | 42         | 52.38        |
| 4.  | Gerald Stangland | 29/40      | 18         | 38         | 47.37        |
| 5.  | Daniel F Dunn    | 14/44      | 19         | 42         | 45.24        |
| 6.  | Rich Knerem      | 16/44      | 20         | 38         | 52.63        |
| 7.  | Larry Knop       | 28/41      | 20         | 46         | 43.48        |
| 8.  | Bill Navratil    | 31/40      | 30         | 60         | 50.00        |
| 9.  | Richard Altis    | 20/42      | 20         | 40         | 50.00        |
| 10. | Roy Buhler       | 33/40      | 26         | 56         | 46.43        |
| 11. | Mick Gillette    | 38/40      | 31         | 62         | 50.00        |
|     |                  | <b>278</b> | <b>246</b> | <b>510</b> | <b>48.24</b> |




## SENIOR MEN'S DIVISIONS


| Class A - Senior Men's |                   | State | W-L       | Points | Rngrs | Shoes | %     |
|------------------------|-------------------|-------|-----------|--------|-------|-------|-------|
| 1.                     | Ron Deckard       | FL    | 14.5 -0.5 | 522    | 418   | 600   | 69.67 |
| 2.                     | Daniel F Dunn     | IN    | 11.5 -3.5 | 456    | 371   | 600   | 61.83 |
| 3.                     | Raymond Bedard    | MA    | 11 -4     | 488    | 399   | 600   | 66.50 |
| 4.                     | Gerald Stangland  | MN    | 11 -4     | 475    | 364   | 600   | 60.67 |
| 5.                     | Rich Knerem       | OH    | 10.5 -4.5 | 497    | 397   | 600   | 66.17 |
| 6.                     | M.O. Turner       | MO    | 8 -7      | 495    | 359   | 600   | 59.83 |
| 7.                     | Bill Navratil     | CT    | 8 -7      | 429    | 346   | 600   | 57.67 |
| 8.                     | Roy Buhler        | UT    | 8 -7      | 450    | 333   | 600   | 55.50 |
| 9.                     | Mick Gillette     | MO    | 8 -7      | 369    | 323   | 600   | 53.83 |
| 10.                    | Joe Orihood       | OH    | 7 -8      | 362    | 306   | 600   | 51.00 |
| 11.                    | Richard Altis     | MO    | 6.5 -8.5  | 385    | 309   | 600   | 51.50 |
| 12.                    | Larry Knop        | IL    | 5 -10     | 363    | 324   | 600   | 54.00 |
| 13.                    | Ronald R. LeGrand | MO    | 5 -10     | 363    | 294   | 600   | 49.00 |
| 14.                    | Lorin Mills       | NE    | 4 -11     | 294    | 267   | 600   | 44.50 |
| 15.                    | Buck Prewette     | NC    | 1.5 -13.5 | 305    | 281   | 600   | 46.83 |
| 16.                    | Paul Stewart      | NC    | 0.5 -14.5 | 186    | 219   | 600   | 36.50 |




| Class B - Senior Men's |                    | State | W-L      | Points | Rngrs | Shoes | %     |
|------------------------|--------------------|-------|----------|--------|-------|-------|-------|
| 1.                     | Larry Folkenroth   | PA    | 13 -3    | 542    | 339   | 640   | 52.97 |
| 2.                     | Glenn Warden       | IA    | 12 -4    | 543    | 306   | 640   | 47.81 |
| 3.                     | Tom Tabat          | AZ    | 11 -4    | 475    | 282   | 600   | 47.00 |
| 4.                     | George Huntington  | IL    | 10 -5    | 428    | 273   | 600   | 45.50 |
| 5.                     | Robert J Marks     | FL    | 9 -6     | 434    | 259   | 600   | 43.17 |
| 6.                     | Robert Hottinger   | FL    | 8 -7     | 448    | 256   | 600   | 42.67 |
| 7.                     | Don McCance        | NE    | 8 -7     | 367    | 244   | 600   | 40.67 |
| 8.                     | Bill Koons         | IL    | 7 -8     | 402    | 265   | 600   | 44.17 |
| 9.                     | Glen E Hoppes      | FL    | 7 -8     | 396    | 242   | 600   | 40.33 |
| 10.                    | Irvin Serafini     | PA    | 7 -8     | 373    | 239   | 600   | 39.83 |
| 11.                    | Lawrence Fettes Jr | IL    | 7 -8     | 412    | 230   | 600   | 38.33 |
| 12.                    | Hal Griswold       | CA    | 6.5 -8.5 | 363    | 248   | 600   | 41.33 |
| 13.                    | Bernie Martell     | OR    | 6 -9     | 364    | 235   | 600   | 39.17 |
| 14.                    | Delbert Fourman    | OH    | 5 -10    | 369    | 252   | 600   | 42.00 |
| 15.                    | Kenneth Schaver    | IL    | 4 -11    | 292    | 188   | 600   | 31.33 |
| 16.                    | Dick Dvorak        | MN    | 0.5 -4.5 | 100    | 66    | 200   | 33.00 |



| Class C - Senior Men's |                      | State | W-L       | Points | Rngrs | Shoes | %     |
|------------------------|----------------------|-------|-----------|--------|-------|-------|-------|
| 1.                     | Clarence Jellema     | AZ    | 15 -1     | 597    | 296   | 640   | 46.25 |
| 2.                     | Wayne E Waggoner     | IN    | 14 -2     | 515    | 277   | 640   | 43.28 |
| 3.                     | Barry Chapelle       | OR    | 10.5 -4.5 | 474    | 247   | 600   | 41.17 |
| 4.                     | C. Leo Buell         | IA    | 9 -6      | 422    | 236   | 600   | 39.33 |
| 5.                     | Mike Shreve          | NM    | 8.5 -6.5  | 377    | 218   | 600   | 36.33 |
| 6.                     | Jerry Niemuth        | WI    | 8 -7      | 393    | 221   | 600   | 36.83 |
| 7.                     | Jim Tollefson        | WI    | 8 -7      | 374    | 208   | 600   | 34.67 |
| 8.                     | Bernard Carley       | WI    | 8 -7      | 406    | 199   | 600   | 33.17 |
| 9.                     | Dave Schorbahn       | WI    | 7 -8      | 432    | 250   | 600   | 41.67 |
| 10.                    | Glenn Bogenschneider | WI    | 6.5 -8.5  | 381    | 229   | 600   | 38.17 |
| 11.                    | John Brown           | OH    | 6 -9      | 393    | 230   | 600   | 38.33 |
| 12.                    | Gilles Roy           | ON    | 5 -10     | 344    | 195   | 600   | 32.50 |
| 13.                    | Deme Pineda          | CO    | 5 -10     | 344    | 172   | 600   | 28.67 |
| 14.                    | George Brouwer       | ON    | 4 -11     | 332    | 203   | 600   | 33.83 |
| 15.                    | Don Potter           | IN    | 4 -11     | 339    | 187   | 600   | 31.17 |
| 16.                    | Jim Brandenburg      | AR    | 2.5 -12.5 | 322    | 165   | 600   | 27.50 |




| Class D - Senior Men's |                     | State | W-L       | Points | Rngrs | Shoes | %     |
|------------------------|---------------------|-------|-----------|--------|-------|-------|-------|
| 1.                     | Rick Patchkowski    | MI    | 12.5 -2.5 | 504    | 251   | 600   | 41.83 |
| 2.                     | Robert Jackson      | KS    | 12 -3     | 493    | 244   | 600   | 40.67 |
| 3.                     | Toby Young          | FL    | 11.5 -3.5 | 478    | 239   | 600   | 39.83 |
| 4.                     | Lloyd 'Chet' Reeves | IN    | 9.5 -5.5  | 442    | 251   | 600   | 41.83 |
| 5.                     | Steve Wiegert       | WI    | 9.5 -5.5  | 431    | 218   | 600   | 36.33 |
| 6.                     | Dan Sanders         | OH    | 9 -6      | 412    | 228   | 600   | 38.00 |
| 7.                     | Al Gunderson        | MN    | 9 -6      | 397    | 196   | 600   | 32.67 |
| 8.                     | LeRoy J. Law        | IA    | 7.5 -7.5  | 366    | 225   | 600   | 37.50 |
| 9.                     | Dave Abeyta         | CO    | 7 -8      | 432    | 232   | 600   | 38.67 |
| 10.                    | David Wietrzak      | WI    | 6 -9      | 367    | 197   | 600   | 32.83 |
| 11.                    | Ron Sanderson       | TX    | 5.5 -9.5  | 372    | 163   | 600   | 27.17 |
| 12.                    | James H Hayden      | FL    | 5 -10     | 359    | 206   | 600   | 34.33 |
| 13.                    | Terry Cuthbertson   | KS    | 5 -10     | 341    | 201   | 600   | 33.50 |
| 14.                    | Alex Carson         | AZ    | 4 -11     | 309    | 153   | 600   | 25.50 |
| 15.                    | Larry Gallegos      | NM    | 4 -11     | 309    | 143   | 600   | 23.83 |
| 16.                    | Don Foster          | ON    | 3 -12     | 311    | 180   | 600   | 30.00 |




# SENIOR MEN'S DIVISION




# SENIOR MEN'S DIVISION




| Class E - Senior Men's |                     | State | W-L       | Points | Rngrs | Shoes | %     |
|------------------------|---------------------|-------|-----------|--------|-------|-------|-------|
| 1.                     | Phillip Gross       | IN    | 14 -1     | 537    | 249   | 600   | 41.50 |
| 2.                     | Ralph Parra         | AZ    | 13 -2     | 524    | 230   | 600   | 38.33 |
| 3.                     | Carl Kaiser         | IA    | 10.5 -4.5 | 452    | 214   | 600   | 35.67 |
| 4.                     | Hiram Chaffin       | AR    | 10.5 -4.5 | 459    | 208   | 600   | 34.67 |
| 5.                     | Mel Yockstick       | CO    | 10 -5     | 402    | 173   | 600   | 28.83 |
| 6.                     | Norm Beckius        | WI    | 8 -7      | 420    | 193   | 600   | 32.17 |
| 7.                     | Skip Logan          | IL    | 7 -8      | 385    | 184   | 600   | 30.67 |
| 8.                     | Granville R Weakley | VA    | 7 -8      | 419    | 174   | 600   | 29.00 |
| 9.                     | Larry Huffman       | UT    | 7 -8      | 369    | 173   | 600   | 28.83 |
| 10.                    | Al Huizenga         | WI    | 6.5 -8.5  | 403    | 178   | 600   | 29.67 |
| 11.                    | Wayne McGehee       | AL    | 6.5 -8.5  | 351    | 159   | 600   | 26.50 |
| 12.                    | Leon Proper         | PA    | 5 -10     | 330    | 167   | 600   | 27.83 |
| 13.                    | Larry Pohlman       | IL    | 4 -11     | 361    | 174   | 600   | 29.00 |
| 14.                    | Roy Stallsmith      | NM    | 4 -11     | 334    | 170   | 600   | 28.33 |
| 15.                    | Roger Doering       | IL    | 4 -11     | 327    | 152   | 600   | 25.33 |
| 16.                    | Daryll Allen        | IL    | 3 -12     | 327    | 149   | 600   | 24.83 |



| Class F - Senior Men's |                  | State | W-L      | Points | Rngrs | Shoes | %     |
|------------------------|------------------|-------|----------|--------|-------|-------|-------|
| 1.                     | Bob Curry        | IA    | 10 -3    | 351    | 146   | 520   | 28.08 |
| 2.                     | Gaston Dallaire  | ON    | 9 -4     | 421    | 182   | 520   | 35.00 |
| 3.                     | Dick Byersdorfer | MO    | 9 -4     | 373    | 157   | 520   | 30.19 |
| 4.                     | Jerry Gossen     | WI    | 9 -4     | 360    | 152   | 520   | 29.23 |
| 5.                     | Fred Shepard     | CO    | 8 -5     | 387    | 171   | 520   | 32.88 |
| 6.                     | Don Matzenbacher | IL    | 7.5 -5.5 | 331    | 132   | 520   | 25.38 |
| 7.                     | Walter Green     | IL    | 7 -6     | 348    | 162   | 520   | 31.15 |
| 8.                     | Paul Mattson     | MI    | 7 -6     | 331    | 140   | 520   | 26.92 |
| 9.                     | Harley Krukow    | IA    | 6 -7     | 312    | 128   | 520   | 24.62 |
| 10.                    | Galen Kozel      | WI    | 5 -8     | 303    | 154   | 520   | 29.62 |
| 11.                    | David Everitt    | MN    | 4.5 -8.5 | 282    | 121   | 520   | 23.27 |
| 12.                    | Stan Bonnes      | CO    | 4 -9     | 291    | 140   | 520   | 26.92 |
| 13.                    | Mitch Duncan     | KY    | 3 -10    | 294    | 134   | 520   | 25.77 |
| 14.                    | Jim Bainter      | MO    | 2 -11    | 246    | 117   | 520   | 22.50 |



| Class G - Senior Men's |                    | State | W-L      | Points | Rngrs | Shoes | %     |
|------------------------|--------------------|-------|----------|--------|-------|-------|-------|
| 1.                     | George Peterson    | MN    | 13 -0    | 494    | 217   | 520   | 41.73 |
| 2.                     | LaVerne Schroeder  | IL    | 9 -4     | 375    | 159   | 520   | 30.58 |
| 3.                     | Phil Marciniak     | IN    | 8.5 -4.5 | 389    | 173   | 520   | 33.27 |
| 4.                     | Revis McKee        | CA    | 8 -5     | 373    | 168   | 520   | 32.31 |
| 5.                     | Jerry Crayne       | IL    | 7.5 -5.5 | 354    | 145   | 520   | 27.88 |
| 6.                     | Lonnie Frank       | MN    | 7 -6     | 346    | 149   | 520   | 28.65 |
| 7.                     | Al Nicholson       | MN    | 6.5 -6.5 | 356    | 151   | 520   | 29.04 |
| 8.                     | Chuck Warner       | OH    | 5.5 -7.5 | 317    | 118   | 520   | 22.69 |
| 9.                     | Kervin Hoffer      | PA    | 5 -8     | 323    | 147   | 520   | 28.27 |
| 10.                    | Gregory L Betz     | OH    | 5 -8     | 313    | 140   | 520   | 26.92 |
| 11.                    | Gene Gummersheimer | IL    | 5 -8     | 291    | 120   | 520   | 23.08 |
| 12.                    | Jim A Watson       | IN    | 4 -9     | 309    | 139   | 520   | 26.73 |
| 13.                    | John Petraitis     | CO    | 4 -9     | 225    | 79    | 520   | 15.19 |
| 14.                    | Frank Chaney       | KY    | 3 -10    | 268    | 104   | 520   | 20.00 |




| Class H - Senior Men's |                    | State | W-L       | Points | Rngrs | Shoes | %     |
|------------------------|--------------------|-------|-----------|--------|-------|-------|-------|
| 1.                     | Bob Johnson        | IL    | 12 -3     | 446    | 179   | 600   | 29.83 |
| 2.                     | Jim Mitchell       | IN    | 11.5 -3.5 | 467    | 176   | 600   | 29.33 |
| 3.                     | Bill Paddock       | CA    | 11 -4     | 446    | 164   | 600   | 27.33 |
| 4.                     | Darrell Graham     | AR    | 9.5 -5.5  | 374    | 145   | 600   | 24.17 |
| 5.                     | Jose Duran         | CO    | 9 -6      | 385    | 175   | 600   | 29.17 |
| 6.                     | James Gerck        | IA    | 9 -6      | 407    | 160   | 600   | 26.67 |
| 7.                     | Ken Rodenberg      | CO    | 9 -6      | 356    | 147   | 600   | 24.50 |
| 8.                     | Gasper Romero      | CO    | 7 -8      | 364    | 156   | 600   | 26.00 |
| 9.                     | Clifford Pierce    | MO    | 7 -8      | 352    | 126   | 600   | 21.00 |
| 10.                    | Charlie Thornsburg | FL    | 7 -8      | 305    | 118   | 600   | 19.67 |
| 11.                    | Barney Bell        | KS    | 6 -9      | 385    | 159   | 600   | 26.50 |
| 12.                    | George Davis       | CA    | 6 -9      | 393    | 139   | 600   | 23.17 |
| 13.                    | Ed Emery           | VT    | 6 -9      | 328    | 119   | 600   | 19.83 |
| 14.                    | Virgil Norgrove    | MI    | 5 -10     | 319    | 133   | 600   | 22.17 |
| 15.                    | Wayne Callicoatte  | TX    | 3 -12     | 277    | 97    | 600   | 16.17 |
| 16.                    | Robert Linton      | IL    | 2 -13     | 276    | 113   | 600   | 18.83 |




# SENIOR MEN'S DIVISION

| Class I - Senior Men's | State | W-L       | Points | Rngrs | Shoes | %     |
|------------------------|-------|-----------|--------|-------|-------|-------|
| 1. Pete Pintor         | CO    | 15 -0     | 527    | 197   | 600   | 32.83 |
| 2. Wayne Belcher       | KY    | 13 -2     | 436    | 170   | 600   | 28.33 |
| 3. Donovan Floming     | IL    | 11 -4     | 425    | 142   | 600   | 23.67 |
| 4. Roger Reed          | IL    | 10 -5     | 423    | 150   | 600   | 25.00 |
| 5. Jerry Campbell      | OH    | 10 -5     | 378    | 124   | 600   | 20.67 |
| 6. Ken Denger          | IN    | 9.5 -5.5  | 376    | 131   | 600   | 21.83 |
| 7. Marvin Timm         | MN    | 9 -6      | 330    | 102   | 600   | 17.00 |
| 8. Gene Satterstrom    | WI    | 8 -7      | 340    | 89    | 600   | 14.83 |
| 9. Jerry R. Dugan      | KS    | 7 -8      | 329    | 100   | 600   | 16.67 |
| 10. Walter Burtner     | PA    | 7 -8      | 254    | 84    | 600   | 14.00 |
| 11. Tom Steinke        | WI    | 5 -10     | 301    | 117   | 600   | 19.50 |
| 12. James Bond         | CO    | 5 -10     | 281    | 85    | 600   | 14.17 |
| 13. Lee E. Drewelow    | IA    | 4 -11     | 251    | 77    | 600   | 12.83 |
| 14. Dick Hall          | MN    | 3.5 -11.5 | 277    | 96    | 600   | 16.00 |
| 15. Walter Leis        | ON    | 3 -12     | 233    | 91    | 600   | 15.17 |



Ric  
Bro

| Class J - Senior Men's     | State | W-L      | Points | Rngrs | Shoes | %     |
|----------------------------|-------|----------|--------|-------|-------|-------|
| 1. Elroy Wixo              | ND    | 13 -0    | 378    | 111   | 520   | 21.35 |
| 2. Frank Johnson           | MN    | 10 -3    | 387    | 98    | 520   | 18.85 |
| 3. Steve Hatch             | IA    | 10 -3    | 312    | 90    | 520   | 17.31 |
| 4. Gary Robertson          | IL    | 10 -3    | 320    | 78    | 520   | 15.00 |
| 5. Ted Rohde               | WI    | 10 -3    | 351    | 76    | 520   | 14.62 |
| 6. Dale Cole               | NY    | 10 -3    | 299    | 73    | 520   | 14.04 |
| 7. John Franko             | OH    | 6 -7     | 264    | 56    | 520   | 10.77 |
| 8. George 'Butch' Goldizen | MO    | 5 -8     | 221    | 41    | 520   | 7.88  |
| 9. Dick Reiser             | IA    | 4 -9     | 171    | 42    | 520   | 8.08  |
| 10. James R Miller         | IN    | 3.5 -9.5 | 162    | 42    | 520   | 8.08  |
| 11. Tom Jones              | IL    | 3.5 -9.5 | 188    | 38    | 520   | 7.31  |
| 12. Don Peroutka           | WI    | 3 -10    | 185    | 50    | 520   | 9.62  |
| 13. Floyd Hix Jr           | VA    | 3 -10    | 162    | 28    | 520   | 5.38  |
| 14. Loren L. Smith         | OH    | 0 -13    | 113    | 25    | 520   | 4.81  |



## Income & Expenses Statement / June and July 2010

### Income

|                             |                     |
|-----------------------------|---------------------|
| 2011 World Tournament       |                     |
| Bid Payment                 | \$ 7,000.00         |
| Membership Dues             | \$ 47,904.00        |
| Newsline Subscriptions      | \$ 2,450.00         |
| NHPA Hall of Fame Banquet   | \$ 210.00           |
| Sanction League Patches     | \$ 30.00            |
| Sanction League Tournament  |                     |
| Entry Fees                  | \$ 840.00           |
| US Bank Checking Interest   | \$ 203.15           |
| US Bank MMKT Interest       | \$ 17.67            |
| World Tournament Entry Fees | \$ 3,125.00         |
| Bank Error Correction       | \$ 105.00           |
| <b>TOTAL</b>                | <b>\$ 54,884.82</b> |

### Expenses

|  |                     |
|--|---------------------|
| Newsline Printing Supplies & Mailing                           | \$ 3,990.38         |
| Newsline Printing, supplies & mailing                          | \$ 1,089.50         |
| Newsline Publication, editing & misc.                          | \$ 888.53           |
| Sanction League Postage & Supplies                             | \$ 93.75            |
| Sanction League Patches & Awards                               | \$ 650.07           |
| Sanction League Office Supplies & Telephone                    | \$ 80.04            |
| All Junior Scholarship Trusts                                  | \$ 3,035.01         |
| World Tournament Cash, Patches & Awards                        | \$ 64,717.11        |
| World Tournament Admin. Costs. Printing, office supplies, etc. | \$ 24,052.75        |
| WT Refunds   | \$ 1,000.00         |
| Hall of Fame Awards Supplies & Expenses                        | \$ 424.12           |
| Regional Director, Postage, Telephone, Supplies & Printing     | \$ 654.96           |
| Equipment Purchases, Rentals & Repairs                         | \$ 380.73           |
| Printing, Paper & Office Supplies                              | \$ 767.98           |
| Postage  | \$ 368.22           |
| Officers Telephone   | \$ 157.99           |
| Sec/Treas Allowance  | \$ 3,668.00         |
| Presidents Allowance   | \$ 1,019.00         |
| Vice Presidents allowance                                      | \$ 5,102.00         |
| Publicity, Promotions & Ads                                    | \$ 362.00           |
| Officers Travel  | \$ 7,060.00         |
| Insurance  | \$ 37.00            |
| Misc. Fees, Bonds, Bank Charges, Etc.                          | \$ 425.79           |
| NatStats   | \$ 2,156.26         |
| Internet Access & Web Site                                     | \$ 377.71           |
| <b>TOTAL</b>   | <b>\$ 29,829.55</b> |

From the books of NHPA  
Secretary/Treasurer Dick Hansen



# ELDER MEN'S 30' CHAMPIONSHIP CLASS 2010 WORLD TOURNAMENT



## ELDER MEN'S DIVISION

|     | State             | W-L | Ringers | Pts | Shoes | Ringer % |       |
|-----|-------------------|-----|---------|-----|-------|----------|-------|
| 1.  | Ed Arionus        | TX  | 11/1    | 491 | 620   | 776      | 79.90 |
| 2.  | Herschel Walters  | IN  | 10/2    | 473 | 590   | 740      | 79.73 |
| 3.  | Rich Pintor       | CO  | 9/3     | 466 | 621   | 774      | 80.23 |
| 4.  | Larry Purcell     | IA  | 9/3     | 444 | 655   | 876      | 74.77 |
| 5.  | Ralph Adrian      | OH  | 8/4     | 420 | 514   | 706      | 72.80 |
| 6.  | Russ Phillips     | WA  | 7/5     | 428 | 645   | 828      | 77.90 |
| 7.  | Bobby Fields      | TN  | 6/6     | 422 | 592   | 808      | 73.27 |
| 8.  | Roy Bowers        | OR  | 6/6     | 408 | 528   | 760      | 69.47 |
| 9.  | Charles Dougherty | OH  | 5/7     | 388 | 586   | 792      | 73.99 |
| 10. | Bob Vandivier     | IL  | 5/7     | 399 | 574   | 782      | 73.40 |
| 11. | Gregg Craven      | MO  | 3/9     | 364 | 473   | 696      | 67.96 |
| 12. | Doug Farnsworth   | TN  | 2/10    | 305 | 479   | 704      | 68.04 |
| 13. | Ted Sprinkle      | IN  | 2/10    | 353 | 504   | 744      | 67.74 |
| 14. | Carl Carlton      | CO  | 1/11    | 277 | 451   | 698      | 64.61 |

### 1. Ed Arionus 11-1

| OPPONENT             | SCORE | R  | SHS | %     |
|----------------------|-------|----|-----|-------|
| 1. Ted Sprinkle      | 40/12 | 29 | 34  | 85.29 |
| 2. Doug Farnsworth   | 40/20 | 46 | 56  | 82.14 |
| 3. Bobby Fields      | 42/28 | 34 | 48  | 70.83 |
| 4. Charles Dougherty | 41/19 | 52 | 66  | 78.79 |
| 5. Ralph Adrian      | 42/18 | 51 | 66  | 77.27 |
| 6. Carl Carlton      | 41/13 | 40 | 48  | 83.33 |
| 7. Gregg Craven      | 42/14 | 39 | 50  | 78.00 |
| 8. Larry Purcell     | 35/42 | 51 | 70  | 72.86 |
| 9. Roy Bowers        | 42/18 | 50 | 60  | 83.33 |
| 10. Bob Vandivier    | 44/25 | 64 | 76  | 84.21 |
| 11. Russ Phillips    | 42/34 | 81 | 98  | 82.65 |
| 12. Rich Pintor      | 40/37 | 83 | 104 | 79.81 |

### 2. Herschel Walters 10-2

| OPPONENT             | SCORE | R  | SHS | %     |
|----------------------|-------|----|-----|-------|
| 1. Charles Dougherty | 40/16 | 45 | 52  | 86.54 |
| 2. Carl Carlton      | 42/5  | 35 | 38  | 92.11 |
| 3. Ted Sprinkle      | 42/17 | 47 | 54  | 87.04 |
| 4. Ralph Adrian      | 26/41 | 43 | 60  | 71.67 |
| 5. Doug Farnsworth   | 45/24 | 67 | 82  | 81.71 |
| 6. Gregg Craven      | 40/13 | 40 | 46  | 86.96 |
| 7. Bob Vandivier     | 40/35 | 60 | 76  | 78.95 |
| 8. Russ Phillips     | 32/44 | 55 | 78  | 70.51 |
| 9. Rich Pintor       | 41/39 | 53 | 70  | 75.71 |
| 10. Larry Purcell    | 40/29 | 48 | 64  | 75.00 |
| 11. Roy Bowers       | 45/25 | 35 | 48  | 72.92 |
| 12. Bobby Fields     | 40/22 | 62 | 72  | 86.11 |

### 3. Rich Pintor 9-3

| OPPONENT             | SCORE | R  | SHS | %     |
|----------------------|-------|----|-----|-------|
| 1. Larry Purcell     | 41/15 | 51 | 62  | 82.26 |
| 2. Roy Bowers        | 40/9  | 76 | 86  | 88.37 |
| 3. Carl Carlton      | 40/11 | 36 | 42  | 85.71 |
| 4. Bob Vandivier     | 42/34 | 55 | 74  | 74.32 |
| 5. Charles Dougherty | 41/26 | 48 | 60  | 80.00 |
| 6. Russ Phillips     | 43/10 | 39 | 44  | 88.64 |
| 7. Doug Farnsworth   | 44/32 | 58 | 76  | 76.32 |
| 8. Ted Sprinkle      | 17/40 | 30 | 46  | 65.22 |
| 9. Herschel Walters  | 39/41 | 52 | 70  | 74.29 |
| 10. Gregg Craven     | 42/21 | 48 | 60  | 80.00 |
| 11. Ralph Adrian     | 40/4  | 44 | 50  | 88.00 |
| 12. Ed Arionus       | 37/40 | 84 | 104 | 80.77 |

### 4. Larry Purcell 9-3

| OPPONENT             | SCORE | R  | SHS | %     |
|----------------------|-------|----|-----|-------|
| 1. Rich Pintor       | 15/41 | 42 | 62  | 67.74 |
| 2. Bob Vandivier     | 41/21 | 62 | 74  | 83.78 |
| 3. Roy Bowers        | 34/45 | 50 | 74  | 67.57 |
| 4. Doug Farnsworth   | 40/33 | 56 | 74  | 75.68 |
| 5. Ted Sprinkle      | 40/33 | 62 | 84  | 73.81 |
| 6. Charles Dougherty | 40/35 | 59 | 78  | 75.64 |
| 7. Carl Carlton      | 41/33 | 55 | 74  | 74.32 |
| 8. Ed Arionus        | 42/35 | 55 | 70  | 78.57 |
| 9. Gregg Craven      | 40/23 | 42 | 62  | 67.74 |
| 10. Herschel Walters | 29/40 | 45 | 64  | 70.31 |
| 11. Bobby Fields     | 40/33 | 65 | 82  | 79.27 |
| 12. Russ Phillips    | 42/30 | 62 | 78  | 79.49 |

**466 621 774 80.23**

**444 655 876 74.77**



**5. Ralph Adrian 8-4**

|     | OPPONENT          | SCORE | R  | SHS | %     |
|-----|-------------------|-------|----|-----|-------|
| 1.  | Gregg Craven      | 45/29 | 43 | 58  | 74.14 |
| 2.  | Charles Dougherty | 30/41 | 50 | 74  | 67.57 |
| 3.  | Doug Farnsworth   | 40/23 | 49 | 54  | 90.74 |
| 4.  | Herschel Walters  | 41/26 | 48 | 60  | 80.00 |
| 5.  | Ed Arionus        | 18/42 | 44 | 66  | 66.67 |
| 6.  | Bobby Fields      | 41/32 | 46 | 62  | 74.19 |
| 7.  | Russ Phillips     | 40/29 | 55 | 72  | 76.39 |
| 8.  | Bob Vandivier     | 41/21 | 38 | 48  | 79.17 |
| 9.  | Ted Sprinkle      | 42/37 | 41 | 60  | 68.33 |
| 10. | Carl Carlton      | 40/15 | 33 | 44  | 75.00 |
| 11. | Rich Pintor       | 4/40  | 33 | 50  | 66.00 |
| 12. | Roy Bowers        | 38/42 | 34 | 58  | 58.62 |

**420 514 706 72.80**

**7. Bobby Fields 6-6**

|     | OPPONENT          | SCORE | R  | SHS | %     |
|-----|-------------------|-------|----|-----|-------|
| 1.  | Bob Vandivier     | 41/37 | 63 | 80  | 78.75 |
| 2.  | Gregg Craven      | 42/38 | 35 | 56  | 62.50 |
| 3.  | Ed Arionus        | 28/42 | 30 | 48  | 62.50 |
| 4.  | Roy Bowers        | 45/39 | 71 | 94  | 75.53 |
| 5.  | Carl Carlton      | 35/40 | 39 | 56  | 69.64 |
| 6.  | Ralph Adrian      | 32/41 | 43 | 62  | 69.35 |
| 7.  | Charles Dougherty | 22/40 | 53 | 72  | 73.61 |
| 8.  | Doug Farnsworth   | 40/23 | 40 | 56  | 71.43 |
| 9.  | Russ Phillips     | 40/31 | 60 | 72  | 83.33 |
| 10. | Ted Sprinkle      | 42/24 | 40 | 58  | 68.97 |
| 11. | Larry Purcell     | 33/40 | 62 | 82  | 75.61 |
| 12. | Herschel Walters  | 22/40 | 56 | 72  | 77.78 |

**422 592 808 73.27**

**9. Charles Dougherty 5-7**

|     | OPPONENT         | SCORE | R  | SHS | %     |
|-----|------------------|-------|----|-----|-------|
| 1.  | Herschel Walters | 16/40 | 37 | 52  | 71.15 |
| 2.  | Ralph Adrian     | 41/30 | 55 | 74  | 74.32 |
| 3.  | Russ Phillips    | 15/41 | 36 | 54  | 66.67 |
| 4.  | Ed Arionus       | 19/41 | 45 | 66  | 68.18 |
| 5.  | Rich Pintor      | 26/41 | 43 | 60  | 71.67 |
| 6.  | Larry Purcell    | 35/40 | 56 | 78  | 71.79 |
| 7.  | Bobby Fields     | 40/22 | 58 | 72  | 80.56 |
| 8.  | Gregg Craven     | 32/42 | 50 | 68  | 73.53 |
| 9.  | Bob Vandivier    | 39/40 | 51 | 70  | 72.86 |
| 10. | Roy Bowers       | 45/34 | 60 | 80  | 75.00 |
| 11. | Ted Sprinkle     | 40/32 | 55 | 70  | 78.57 |
| 12. | Carl Carlton     | 40/18 | 40 | 48  | 83.33 |

**388 586 792 73.99**

**11. Gregg Craven 3-9**

|     | OPPONENT          | SCORE | R  | SHS | %     |
|-----|-------------------|-------|----|-----|-------|
| 1.  | Ralph Adrian      | 29/45 | 37 | 58  | 63.79 |
| 2.  | Bobby Fields      | 38/42 | 34 | 56  | 60.71 |
| 3.  | Bob Vandivier     | 39/45 | 42 | 64  | 65.63 |
| 4.  | Russ Phillips     | 27/40 | 50 | 68  | 73.53 |
| 5.  | Roy Bowers        | 35/44 | 32 | 50  | 64.00 |
| 6.  | Herschel Walters  | 13/40 | 31 | 46  | 67.39 |
| 7.  | Ed Arionus        | 14/42 | 30 | 50  | 60.00 |
| 8.  | Charles Dougherty | 42/32 | 53 | 68  | 77.94 |
| 9.  | Larry Purcell     | 23/40 | 38 | 62  | 61.29 |
| 10. | Rich Pintor       | 21/42 | 42 | 60  | 70.00 |
| 11. | Carl Carlton      | 41/32 | 46 | 64  | 71.88 |
| 12. | Doug Farnsworth   | 42/21 | 38 | 50  | 76.00 |

**364 473 696 67.96**

**6. Russ Phillips 7-5**

|     | OPPONENT          | SCORE | R  | SHS | %     |
|-----|-------------------|-------|----|-----|-------|
| 1.  | Carl Carlton      | 45/30 | 71 | 92  | 77.17 |
| 2.  | Ted Sprinkle      | 40/35 | 66 | 86  | 76.74 |
| 3.  | Charles Dougherty | 41/15 | 45 | 54  | 83.33 |
| 4.  | Gregg Craven      | 40/27 | 55 | 68  | 80.88 |
| 5.  | Bob Vandivier     | 41/13 | 51 | 60  | 85.00 |
| 6.  | Rich Pintor       | 10/43 | 28 | 44  | 63.64 |
| 7.  | Ralph Adrian      | 29/40 | 52 | 72  | 72.22 |
| 8.  | Herschel Walters  | 44/32 | 60 | 78  | 76.92 |
| 9.  | Bobby Fields      | 31/40 | 57 | 72  | 79.17 |
| 10. | Doug Farnsworth   | 43/6  | 22 | 26  | 84.62 |
| 11. | Ed Arionus        | 34/42 | 79 | 98  | 80.61 |
| 12. | Larry Purcell     | 30/42 | 59 | 78  | 75.64 |

**428 645 828 77.90**

**8. Roy Bowers 6-6**

|     | OPPONENT          | SCORE | R  | SHS | %     |
|-----|-------------------|-------|----|-----|-------|
| 1.  | Doug Farnsworth   | 41/23 | 31 | 44  | 70.45 |
| 2.  | Rich Pintor       | 9/40  | 68 | 86  | 79.07 |
| 3.  | Larry Purcell     | 45/34 | 53 | 74  | 71.62 |
| 4.  | Bobby Fields      | 39/45 | 68 | 94  | 72.34 |
| 5.  | Gregg Craven      | 44/35 | 35 | 50  | 70.00 |
| 6.  | Bob Vandivier     | 25/41 | 30 | 52  | 57.69 |
| 7.  | Ted Sprinkle      | 44/14 | 34 | 48  | 70.83 |
| 8.  | Carl Carlton      | 42/35 | 47 | 66  | 71.21 |
| 9.  | Ed Arionus        | 18/42 | 43 | 60  | 71.67 |
| 10. | Charles Dougherty | 34/45 | 55 | 80  | 68.75 |
| 11. | Herschel Walters  | 25/45 | 29 | 48  | 60.42 |
| 12. | Ralph Adrian      | 42/38 | 35 | 58  | 60.34 |

**408 528 760 69.47**

**10. Bob Vandivier 5-7**

|     | OPPONENT          | SCORE | R  | SHS | %     |
|-----|-------------------|-------|----|-----|-------|
| 1.  | Bobby Fields      | 37/41 | 61 | 80  | 76.25 |
| 2.  | Larry Purcell     | 21/41 | 57 | 74  | 77.03 |
| 3.  | Gregg Craven      | 45/39 | 44 | 64  | 68.75 |
| 4.  | Rich Pintor       | 34/42 | 52 | 74  | 70.27 |
| 5.  | Russ Phillips     | 13/41 | 42 | 60  | 70.00 |
| 6.  | Roy Bowers        | 41/25 | 35 | 52  | 67.31 |
| 7.  | Herschel Walters  | 35/40 | 58 | 76  | 76.32 |
| 8.  | Ralph Adrian      | 21/41 | 32 | 48  | 66.67 |
| 9.  | Charles Dougherty | 40/39 | 52 | 70  | 74.29 |
| 10. | Ed Arionus        | 25/44 | 58 | 76  | 76.32 |
| 11. | Doug Farnsworth   | 45/18 | 37 | 48  | 77.08 |
| 12. | Ted Sprinkle      | 42/33 | 46 | 60  | 76.67 |

**399 574 782 73.40**

**12. Doug Farnsworth 2-10**

|     | OPPONENT         | SCORE | R  | SHS | %     |
|-----|------------------|-------|----|-----|-------|
| 1.  | Roy Bowers       | 23/41 | 25 | 44  | 56.82 |
| 2.  | Ed Arionus       | 20/40 | 39 | 56  | 69.64 |
| 3.  | Ralph Adrian     | 23/40 | 43 | 54  | 79.63 |
| 4.  | Larry Purcell    | 33/40 | 54 | 74  | 72.97 |
| 5.  | Herschel Walters | 24/45 | 60 | 82  | 73.17 |
| 6.  | Ted Sprinkle     | 40/36 | 54 | 78  | 69.23 |
| 7.  | Rich Pintor      | 32/44 | 55 | 76  | 72.37 |
| 8.  | Bobby Fields     | 23/40 | 35 | 56  | 62.50 |
| 9.  | Carl Carlton     | 42/21 | 45 | 60  | 75.00 |
| 10. | Russ Phillips    | 6/43  | 10 | 26  | 38.46 |
| 11. | Bob Vandivier    | 18/45 | 28 | 48  | 58.33 |
| 12. | Gregg Craven     | 21/42 | 31 | 50  | 62.00 |

**305 479 704 68.04**



# ELDER MEN'S FOOT DIVISION

## 13. Ted Sprinkle 2-10

| OPPONENT              | SCORE      | R          | SHS        | %            |
|-----------------------|------------|------------|------------|--------------|
| 1. Ed Arionus         | 12/40      | 20         | 34         | 58.82        |
| 2. Russ Phillips      | 35/40      | 63         | 86         | 73.26        |
| 3. Herschel Walters   | 17/42      | 38         | 54         | 70.37        |
| 4. Carl Carlton       | 40/24      | 36         | 66         | 54.55        |
| 5. Larry Purcell      | 33/40      | 61         | 84         | 72.62        |
| 6. Doug Farnsworth    | 36/40      | 52         | 78         | 66.67        |
| 7. Roy Bowers         | 14/44      | 25         | 48         | 52.08        |
| 8. Rich Pintor        | 40/17      | 38         | 46         | 82.61        |
| 9. Ralph Adrian       | 37/42      | 40         | 60         | 66.67        |
| 10. Bobby Fields      | 24/42      | 35         | 58         | 60.34        |
| 11. Charles Dougherty | 32/40      | 52         | 70         | 74.29        |
| 12. Bob Vandivier     | 33/42      | 44         | 60         | 73.33        |
|                       | <b>353</b> | <b>504</b> | <b>744</b> | <b>67.74</b> |

## 14. Carl Carlton 1-11

| OPPONENT              | SCORE      | R          | SHS        | %            |
|-----------------------|------------|------------|------------|--------------|
| 1. Russ Phillips      | 30/45      | 66         | 92         | 71.74        |
| 2. Herschel Walters   | 5/42       | 22         | 38         | 57.89        |
| 3. Rich Pintor        | 11/40      | 26         | 42         | 61.90        |
| 4. Ted Sprinkle       | 24/40      | 32         | 66         | 48.48        |
| 5. Bobby Fields       | 40/35      | 41         | 56         | 73.21        |
| 6. Ed Arionus         | 13/41      | 31         | 48         | 64.58        |
| 7. Larry Purcell      | 33/41      | 51         | 74         | 68.92        |
| 8. Roy Bowers         | 35/42      | 44         | 66         | 66.67        |
| 9. Doug Farnsworth    | 21/42      | 38         | 60         | 63.33        |
| 10. Ralph Adrian      | 15/40      | 24         | 44         | 54.55        |
| 11. Gregg Craven      | 32/41      | 43         | 64         | 67.19        |
| 12. Charles Dougherty | 18/40      | 33         | 48         | 68.75        |
|                       | <b>277</b> | <b>451</b> | <b>698</b> | <b>64.61</b> |

## ELDER MEN'S 30 FOOT DIVISIONS

### Class A-1 - Elder Men's




|                     | State | W/L       | Points | Rngrs | Shoes | %     |
|---------------------|-------|-----------|--------|-------|-------|-------|
| 1. Herschel Walters | IN    | 13 -2     | 440    | 478   | 600   | 79.67 |
| 2. Ed Arionus       | TX    | 12 -3     | 409    | 467   | 600   | 77.83 |
| 3. Bobby Fields     | TN    | 12 -3     | 387    | 440   | 600   | 73.33 |
| 4. Rich Pintor      | CO    | 9.5 -5.5  | 394    | 439   | 600   | 73.17 |
| 5. Ted Sprinkle     | IN    | 9.5 -5.5  | 334    | 412   | 600   | 68.67 |
| 6. Ralph Adrian     | OH    | 8.5 -6.5  | 370    | 424   | 600   | 70.67 |
| 7. Roy Bowers       | OR    | 8 -7      | 348    | 435   | 600   | 72.50 |
| 8. Russ Phillips    | WA    | 8 -7      | 339    | 433   | 600   | 72.17 |
| 9. Carl Carlton     | CO    | 8 -7      | 347    | 401   | 600   | 66.83 |
| 10. Paul McCreery   | TX    | 7 -8      | 373    | 413   | 600   | 68.83 |
| 11. Marvin Kramer   | IL    | 6 -9      | 268    | 389   | 600   | 64.83 |
| 12. Larry Purcell   | IA    | 5 -10     | 317    | 431   | 600   | 71.83 |
| 13. Bob Vandivier   | IL    | 5 -10     | 315    | 404   | 600   | 67.33 |
| 14. Eiam Tricky     | WA    | 3.5 -11.5 | 294    | 388   | 600   | 64.67 |
| 15. Nick DiRaimo    | MO    | 3 -12     | 283    | 363   | 600   | 60.50 |
| 16. Paul E McGee    | MD    | 2 -13     | 241    | 363   | 600   | 60.50 |

### Class A-2 - Elder Men's

|                         | State | W/L      | Points | Rngrs | Shoes | %     |
|-------------------------|-------|----------|--------|-------|-------|-------|
| 1. Charles Dougherty    | OH    | 12 -3    | 493    | 397   | 600   | 66.17 |
| 2. Gregg Craven         | MO    | 11 -4    | 472    | 411   | 600   | 68.50 |
| 3. Doug Farnsworth      | TN    | 11 -4    | 438    | 397   | 600   | 66.17 |
| 4. Art Sperber          | WA    | 9.5 -5.5 | 495    | 377   | 600   | 62.83 |
| 5. Bob Knudson          | MN    | 9 -6     | 435    | 396   | 600   | 66.00 |
| 6. Elmo Harrison        | IN    | 9 -6     | 393    | 350   | 600   | 58.33 |
| 7. Paul Burkitt         | OH    | 8 -7     | 448    | 387   | 600   | 64.50 |
| 8. Marvin Engstler      | IA    | 8 -7     | 413    | 378   | 600   | 63.00 |
| 9. Homer Page           | PA    | 8 -7     | 350    | 353   | 600   | 58.83 |
| 10. Roland Kleinschmidt | SD    | 8 -7     | 373    | 335   | 600   | 55.83 |
| 11. Jesse Hough         | IN    | 7.5 -7.5 | 412    | 365   | 600   | 60.83 |
| 12. Ken Woolery         | CA    | 7 -8     | 382    | 358   | 600   | 59.67 |
| 13. Bob Renfro          | MO    | 6 -9     | 400    | 343   | 600   | 57.17 |
| 14. Willie Booth        | AR    | 5 -10    | 311    | 337   | 600   | 56.17 |
| 15. Bill Whitley        | KS    | 1 -14    | 245    | 259   | 600   | 43.17 |

### Class B-1 - Elder Men's


|                        | State | W/L       | Points | Rngrs | Shoes | %     |
|------------------------|-------|-----------|--------|-------|-------|-------|
| 1. Dick Wilson         | AZ    | 12.5 -2.5 | 494    | 381   | 600   | 63.50 |
| 2. Dick Honigford      | OH    | 10 -5     | 460    | 358   | 600   | 59.67 |
| 3. Dave Tabler         | OH    | 9.5 -5.5  | 433    | 347   | 600   | 57.83 |
| 4. Ed Harris           | TX    | 9.5 -5.5  | 399    | 309   | 600   | 51.50 |
| 5. Robert Booe         | KS    | 9 -6      | 379    | 364   | 600   | 60.67 |
| 6. Bob Lautenschlegler | OH    | 9 -6      | 364    | 357   | 600   | 59.50 |
| 7. Howard Barnett      | WV    | 9 -6      | 498    | 353   | 600   | 58.83 |
| 8. Edward Kosek        | IL    | 8.5 -6.5  | 395    | 333   | 600   | 55.50 |
| 9. John Mathys         | PA    | 7.5 -7.5  | 396    | 330   | 600   | 55.00 |
| 10. Jim Holland        | MN    | 7 -8      | 336    | 318   | 600   | 53.00 |
| 11. Larry Jorgenson    | ND    | 6 -9      | 406    | 332   | 600   | 55.33 |
| 12. Paul Wilson        | WI    | 6 -9      | 344    | 308   | 600   | 51.33 |
| 13. Dale Hustad        | MN    | 6 -9      | 335    | 289   | 600   | 48.17 |
| 14. Alvin Gwinn        | MO    | 5 -10     | 338    | 324   | 600   | 54.00 |
| 15. Welby Simpson      | TX    | 5 -10     | 386    | 303   | 600   | 50.50 |
| 16. Robert Card        | IA    | 0.5 -14.5 | 270    | 281   | 600   | 46.83 |






# ELDER MEN'S 30 FOOT DIVISION


| Class B-2 - Elder Men's |                     | State | W-L       | Points | Rngrs | Shoes | %     |
|-------------------------|---------------------|-------|-----------|--------|-------|-------|-------|
| 1.                      | Harold Combs        | NM    | 11.5 -3.5 | 520    | 359   | 600   | 59.83 |
| 2.                      | Jim Aleckson        | MN    | 10.5 -4.5 | 497    | 354   | 600   | 59.00 |
| 3.                      | Lawrence Hinton     | MI    | 10 -5     | 467    | 355   | 600   | 59.17 |
| 4.                      | Phil Plotke         | WY    | 10 -5     | 504    | 354   | 600   | 59.00 |
| 5.                      | Ken Wilhelm         | WV    | 10 -5     | 447    | 351   | 600   | 58.50 |
| 6.                      | Clarence Dixon      | PA    | 10 -5     | 506    | 333   | 600   | 55.50 |
| 7.                      | Lowell Warrens      | OH    | 9 -6      | 438    | 317   | 600   | 52.83 |
| 8.                      | Charles Buddy Short | FL    | 8 -7      | 365    | 321   | 600   | 53.50 |
| 9.                      | George Parsons      | MI    | 8 -7      | 409    | 316   | 600   | 52.67 |
| 10.                     | Merlin Potts        | KS    | 7.5 -7.5  | 365    | 322   | 600   | 53.67 |
| 11.                     | Donald Boyer        | IL    | 7 -8      | 389    | 285   | 600   | 47.50 |
| 12.                     | Roy Spelrem         | AB    | 6.5 -8.5  | 408    | 311   | 600   | 51.83 |
| 13.                     | Bob Outt            | MO    | 6 -9      | 377    | 278   | 600   | 46.33 |
| 14.                     | Norm Gage           | WI    | 5 -10     | 410    | 285   | 600   | 47.50 |
| 15.                     | Dave Loucks         | CA    | 1 -14     | 266    | 214   | 600   | 35.67 |




| Class C-1 - Elder Men's |                   | State | W-L       | Points | Rngrs | Shoes | %     |
|-------------------------|-------------------|-------|-----------|--------|-------|-------|-------|
| 1.                      | Don Titcomb       | ID    | 12 -4     | 542    | 359   | 640   | 56.09 |
| 2.                      | Harold Schrader   | MN    | 11 -5     | 470    | 378   | 640   | 59.06 |
| 3.                      | Terry Hiatt       | NE    | 10.5 -4.5 | 509    | 365   | 600   | 60.83 |
| 4.                      | Richard Andrysiak | IL    | 10 -5     | 529    | 335   | 600   | 55.83 |
| 5.                      | Wayne Dusenbery   | FL    | 9.5 -5.5  | 433    | 306   | 600   | 51.00 |
| 6.                      | Roy Knight Sr     | FL    | 9 -6      | 369    | 306   | 600   | 51.00 |
| 7.                      | Henry Bass        | KY    | 9 -6      | 435    | 295   | 600   | 49.17 |
| 8.                      | Don Claas         | MO    | 8.5 -6.5  | 443    | 292   | 600   | 48.67 |
| 9.                      | Dave Mathewson    | KS    | 8 -7      | 402    | 290   | 600   | 48.33 |
| 10.                     | Ottie Reno        | OH    | 7.5 -7.5  | 432    | 279   | 600   | 46.50 |
| 11.                     | Bob Hardy         | IA    | 6 -9      | 415    | 311   | 600   | 51.83 |
| 12.                     | Melvin Larson     | MN    | 6 -9      | 369    | 274   | 600   | 45.67 |
| 13.                     | Jim Shilling      | IN    | 4 -11     | 335    | 265   | 600   | 44.17 |
| 14.                     | Melvin Cooper     | TN    | 4 -11     | 317    | 236   | 600   | 39.33 |
| 15.                     | Gordon Fuhr       | NE    | 3 -2      | 132    | 104   | 200   | 52.00 |
| 16.                     | Slim Allen        | IA    | 3 -12     | 274    | 203   | 600   | 33.83 |



| Class C-2 - Elder Men's |                  | State | W-L       | Points | Rngrs | Shoes | %     |
|-------------------------|------------------|-------|-----------|--------|-------|-------|-------|
| 1.                      | Jim M Morris     | IN    | 12 -1     | 420    | 281   | 520   | 54.04 |
| 2.                      | Carl Terrell     | KS    | 8 -5      | 422    | 287   | 520   | 55.19 |
| 3.                      | Alve Shetler     | IN    | 8 -5      | 390    | 264   | 520   | 50.77 |
| 4.                      | Henry Greenwaldt | MN    | 8 -5      | 382    | 250   | 520   | 48.08 |
| 5.                      | James E Hill     | IN    | 8 -5      | 349    | 227   | 520   | 43.65 |
| 6.                      | Stan Good        | MI    | 7.5 -5.5  | 410    | 268   | 520   | 51.54 |
| 7.                      | Archie Matheny   | AR    | 7 -6      | 360    | 249   | 520   | 47.88 |
| 8.                      | Ken Singleton    | KS    | 7 -6      | 340    | 235   | 520   | 45.19 |
| 9.                      | Dick Ellis       | KY    | 5.5 -7.5  | 363    | 256   | 520   | 49.23 |
| 10.                     | Roger Harp       | MN    | 5.5 -7.5  | 298    | 233   | 520   | 44.81 |
| 11.                     | Leonard Platero  | NM    | 5 -8      | 281    | 203   | 520   | 39.04 |
| 12.                     | Glenn Wicklund   | IL    | 4 -9      | 299    | 235   | 520   | 45.19 |
| 13.                     | Don Swaim        | WV    | 3 -10     | 261    | 164   | 520   | 31.54 |
| 14.                     | Billy Gill       | AR    | 2.5 -10.5 | 270    | 219   | 520   | 42.12 |





| Class D-1 - Elder Men's |                 | State | W-L       | Points | Rngrs | Shoes | %     |
|-------------------------|-----------------|-------|-----------|--------|-------|-------|-------|
| 1.                      | Edward Gonze    | PA    | 12 -3     | 507    | 347   | 600   | 57.83 |
| 2.                      | Jerry Noland    | MO    | 11 -4     | 402    | 315   | 600   | 52.50 |
| 3.                      | Robert Long     | MO    | 11 -4     | 441    | 305   | 600   | 50.83 |
| 4.                      | Roger Upton     | IN    | 10.5 -4.5 | 403    | 323   | 600   | 53.83 |
| 5.                      | Albert A Kramer | IN    | 9 -6      | 419    | 290   | 600   | 48.33 |
| 6.                      | Ray L. Welsh    | OH    | 9 -6      | 403    | 251   | 600   | 41.83 |
| 7.                      | John Jansen     | ON    | 8.5 -6.5  | 385    | 272   | 600   | 45.33 |
| 8.                      | John Knapp Sr.  | OH    | 8 -7      | 385    | 292   | 600   | 48.67 |
| 9.                      | Neil Hartwig    | KS    | 8 -7      | 384    | 278   | 600   | 46.33 |
| 10.                     | Lile J. Harper  | MO    | 8 -7      | 389    | 259   | 600   | 43.17 |
| 11.                     | Frank Jones     | TN    | 7 -8      | 396    | 272   | 600   | 45.33 |
| 12.                     | Ivan Ruzic      | WI    | 6.5 -8.5  | 362    | 241   | 600   | 40.17 |
| 13.                     | James F Premer  | FL    | 4.5 -10.5 | 299    | 178   | 600   | 29.67 |
| 14.                     | Tony Scrima     | WI    | 4 -11     | 307    | 240   | 600   | 40.00 |
| 15.                     | Stanley V Towne | NY    | 3 -12     | 287    | 218   | 600   | 36.33 |





# ELDER MEN'S FOOT DIVISION



| Class D-2 - Elder Men's |                       | State | W-L       | Points | Rngrs | Shoes | %     |
|-------------------------|-----------------------|-------|-----------|--------|-------|-------|-------|
| 1.                      | Ronald Ryan           | FL    | 12.5 -2.5 | 474    | 317   | 600   | 52.83 |
| 2.                      | Frederick Larry Cawby | IN    | 11.5 -3.5 | 457    | 288   | 600   | 48.00 |
| 3.                      | Walter K Jones        | FL    | 10.5 -4.5 | 452    | 294   | 600   | 49.00 |
| 4.                      | Richard Shepardson    | IA    | 10 -5     | 459    | 287   | 600   | 47.83 |
| 5.                      | Wayne Lemar           | WI    | 10 -5     | 416    | 263   | 600   | 43.83 |
| 6.                      | Delbert Milbrath      | CO    | 9.5 -5.5  | 440    | 285   | 600   | 47.50 |
| 7.                      | Phil Swenson          | MN    | 9 -6      | 432    | 271   | 600   | 45.17 |
| 8.                      | Mike Canchola         | CO    | 8.5 -6.5  | 400    | 272   | 600   | 45.33 |
| 9.                      | Vine Marks            | SD    | 8 -7      | 347    | 262   | 600   | 43.67 |
| 10.                     | Virgil Birgen         | NV    | 7 -8      | 383    | 253   | 600   | 42.17 |
| 11.                     | Don Thornton          | OH    | 7 -8      | 333    | 245   | 600   | 40.83 |
| 12.                     | Al Constance          | MO    | 6 -9      | 367    | 229   | 600   | 38.17 |
| 13.                     | Paul Taylor           | MO    | 4 -11     | 299    | 195   | 600   | 32.50 |
| 14.                     | Hollis Morris         | WA    | 3.5 -10.5 | 314    | 220   | 560   | 39.29 |
| 15.                     | Dale Bull             | IL    | 2 -13     | 291    | 223   | 600   | 37.17 |

| Class E-1 - Elder Men's |                       | State | W-L       | Points | Rngrs | Shoes | %     |
|-------------------------|-----------------------|-------|-----------|--------|-------|-------|-------|
| 1.                      | Wilbur Gabel          | ND    | 12 -3     | 528    | 287   | 600   | 47.83 |
| 2.                      | Gene Alley            | CO    | 11 -4     | 464    | 283   | 600   | 47.17 |
| 3.                      | Alfred I. Mundy       | MO    | 10 -5     | 475    | 266   | 600   | 44.33 |
| 4.                      | Alvin Forsyth         | IL    | 9.5 -5.5  | 474    | 303   | 600   | 50.50 |
| 5.                      | Clayton Champion      | MI    | 9 -6      | 472    | 287   | 600   | 47.83 |
| 6.                      | Lawrence R Hively     | IN    | 9 -6      | 419    | 244   | 600   | 40.67 |
| 7.                      | Cal Pitel             | WI    | 8 -7      | 424    | 238   | 600   | 39.67 |
| 8.                      | Dave Ninnemann        | WI    | 8 -7      | 409    | 238   | 600   | 39.67 |
| 9.                      | Ray Canchola          | MO    | 7.5 -7.5  | 374    | 276   | 600   | 46.00 |
| 10.                     | Elwyn Cooper          | MO    | 7 -8      | 385    | 221   | 600   | 36.83 |
| 11.                     | Charles Pulley        | IN    | 6.5 -8.5  | 368    | 208   | 600   | 34.67 |
| 12.                     | Richard Timmer        | IL    | 6 -9      | 399    | 254   | 600   | 42.33 |
| 13.                     | Franklin D. Rohlffing | MO    | 5 -10     | 336    | 230   | 600   | 38.33 |
| 14.                     | Irve Swihart          | FL    | 5 -10     | 363    | 228   | 600   | 38.00 |
| 15.                     | Walter Houck          | IL    | 4 -11     | 323    | 185   | 600   | 30.83 |
| 16.                     | Otis Porter           | IN    | 2.5 -12.5 | 334    | 226   | 600   | 37.67 |


| Class E-2 - Elder Men's |                     | State | W-L      | Points | Rngrs | Shoes | %     |
|-------------------------|---------------------|-------|----------|--------|-------|-------|-------|
| 1.                      | Kenneth Oakes       | IA    | 12 -3    | 478    | 276   | 600   | 46.00 |
| 2.                      | Boots Skelton       | MN    | 11 -4    | 467    | 244   | 600   | 40.67 |
| 3.                      | Gary Chalberg       | AZ    | 10 -5    | 492    | 249   | 600   | 41.50 |
| 4.                      | Robert L Moussou    | FL    | 9.5 -5.5 | 440    | 243   | 600   | 40.50 |
| 5.                      | Bill Kingsley       | WA    | 9 -6     | 451    | 241   | 600   | 40.17 |
| 6.                      | Lyle Samuelson      | MO    | 9 -6     | 412    | 224   | 600   | 37.33 |
| 7.                      | William Tedrick     | MI    | 8 -7     | 401    | 238   | 600   | 39.67 |
| 8.                      | Arnold Crow         | AR    | 8 -7     | 395    | 235   | 600   | 39.17 |
| 9.                      | John Dolezel        | WI    | 8 -7     | 384    | 232   | 600   | 38.67 |
| 10.                     | Roy C Horne         | IN    | 7.5 -7.5 | 405    | 252   | 600   | 42.00 |
| 11.                     | Alan Ayers          | AZ    | 7 -8     | 354    | 213   | 600   | 35.50 |
| 12.                     | Kenneth L. Grossman | MO    | 7 -8     | 362    | 197   | 600   | 32.83 |
| 13.                     | James Meyer         | IA    | 6 -9     | 350    | 185   | 600   | 30.83 |
| 14.                     | Martin Orf          | MO    | 5 -10    | 370    | 222   | 600   | 37.00 |
| 15.                     | Kevin Richmond      | MN    | 2 -13    | 309    | 181   | 600   | 30.17 |
| 16.                     | Ken Perry           | KS    | 1 -14    | 322    | 179   | 600   | 29.83 |

| Class F-1 - Elder Men's |                    | State | W-L       | Points | Rngrs | Shoes | %     |
|-------------------------|--------------------|-------|-----------|--------|-------|-------|-------|
| 1.                      | Jay Reinert        | CO    | 12.5 -2.5 | 478    | 298   | 600   | 49.67 |
| 2.                      | Don Ebbinga        | MN    | 10 -5     | 455    | 247   | 600   | 41.17 |
| 3.                      | Charles Mathis     | GA    | 9.5 -5.5  | 418    | 244   | 600   | 40.67 |
| 4.                      | Richard Giese      | MN    | 9.5 -5.5  | 410    | 243   | 600   | 40.50 |
| 5.                      | Keith Peck         | MO    | 9.5 -5.5  | 413    | 242   | 600   | 40.33 |
| 6.                      | Frank D. Koehler   | IA    | 8.5 -6.5  | 424    | 238   | 600   | 39.67 |
| 7.                      | Tom Small          | KS    | 8.5 -6.5  | 453    | 236   | 600   | 39.33 |
| 8.                      | Richard Nygaard    | UT    | 8 -7      | 450    | 252   | 600   | 42.00 |
| 9.                      | Jim Beyer          | MN    | 7 -8      | 430    | 241   | 600   | 40.17 |
| 10.                     | Pete Acosta        | CO    | 7 -8      | 412    | 227   | 600   | 37.83 |
| 11.                     | Wallace Runia      | MN    | 7 -8      | 386    | 215   | 600   | 35.83 |
| 12.                     | John Brugger       | WI    | 6 -9      | 359    | 205   | 600   | 34.17 |
| 13.                     | Dean Anderson      | IL    | 6 -9      | 347    | 161   | 600   | 26.83 |
| 14.                     | Keith E. Baker     | IA    | 4.5 -10.5 | 347    | 183   | 600   | 30.50 |
| 15.                     | Dennis Foss        | MN    | 4 -11     | 344    | 176   | 600   | 29.33 |
| 16.                     | Harold Hoffmeister | MO    | 2.5 -12.5 | 310    | 180   | 600   | 30.00 |




# ELDER MEN'S 30 FOOT DIVISION


| Class F-2 - Elder Men's | State | W-L       | Points | Rngrs | Shoes | %     |
|-------------------------|-------|-----------|--------|-------|-------|-------|
| 1. Kent Robinson        | SD    | 13 -2     | 566    | 276   | 600   | 46.00 |
| 2. Harold Bischel       | MN    | 12 -3     | 494    | 273   | 600   | 45.50 |
| 3. James McCord         | IL    | 11.5 -3.5 | 467    | 262   | 600   | 43.67 |
| 4. Don Dudley           | IL    | 11 -4     | 478    | 257   | 600   | 42.83 |
| 5. Byron Edwards        | MN    | 11 -4     | 425    | 242   | 600   | 40.33 |
| 6. Harry Zdroik         | WI    | 10 -5     | 454    | 238   | 600   | 39.67 |
| 7. Wayne Henderson      | MO    | 9 -6      | 462    | 268   | 600   | 44.67 |
| 8. William Kase         | PA    | 9 -6      | 461    | 257   | 600   | 42.83 |
| 9. Tom Thompson         | MN    | 9 -6      | 465    | 237   | 600   | 39.50 |
| 10. Lawrence Kiff       | MA    | 6.5 -8.5  | 369    | 204   | 600   | 34.00 |
| 11. Don Fleissner       | KY    | 5.5 -9.5  | 396    | 215   | 600   | 35.83 |
| 12. Pat Card            | MI    | 4.5 -10.5 | 306    | 180   | 600   | 30.00 |
| 13. Marv Burggraff      | MN    | 4 -11     | 305    | 166   | 600   | 27.67 |
| 14. Joseph Gallagher    | FL    | 3 -12     | 275    | 148   | 600   | 24.67 |
| 15. Carroll Sinclair    | MO    | 1 -14     | 235    | 138   | 600   | 23.00 |




| Class G-1 - Elder Men's | State | W-L       | Points | Rngrs | Shoes | %     |
|-------------------------|-------|-----------|--------|-------|-------|-------|
| 1. Dave Amorose         | IL    | 12 -3     | 439    | 229   | 600   | 38.17 |
| 2. Charles W Pendleton  | FL    | 10.5 -4.5 | 455    | 209   | 600   | 34.83 |
| 3. John McCarthy        | WA    | 10 -5     | 432    | 238   | 600   | 39.67 |
| 4. Sherm Anderson       | MN    | 10 -5     | 406    | 223   | 600   | 37.17 |
| 5. Lenard Pedersen      | NE    | 10 -5     | 404    | 214   | 600   | 35.67 |
| 6. Donald Beam          | MD    | 9.5 -5.5  | 418    | 220   | 600   | 36.67 |
| 7. Lloyd Schneider      | NE    | 8 -7      | 404    | 235   | 600   | 39.17 |
| 8. Jesse Starwalt       | IL    | 8 -7      | 364    | 216   | 600   | 36.00 |
| 9. Vernon Muench        | IL    | 7.5 -7.5  | 392    | 209   | 600   | 34.83 |
| 10. David Gordon        | IA    | 7.5 -7.5  | 341    | 190   | 600   | 31.67 |
| 11. Leo Lamparek        | IA    | 7 -8      | 427    | 229   | 600   | 38.17 |
| 12. Gary Dennis         | MI    | 6 -9      | 322    | 177   | 600   | 29.50 |
| 13. John Gregorich      | WI    | 5 -10     | 365    | 198   | 600   | 33.00 |
| 14. Harvey Hayes        | PA    | 5 -10     | 300    | 169   | 600   | 28.17 |
| 15. Bernard Moran       | NE    | 4 -11     | 304    | 164   | 600   | 27.33 |



| Class G-2 - Elder Men's | State | W-L       | Points | Rngrs | Shoes | %     |
|-------------------------|-------|-----------|--------|-------|-------|-------|
| 1. Bill Sprague         | IA    | 15 -0     | 593    | 283   | 600   | 47.17 |
| 2. Jim Ganther          | WI    | 12 -3     | 516    | 258   | 600   | 43.00 |
| 3. Ralph Hummel         | MO    | 12 -3     | 480    | 227   | 600   | 37.83 |
| 4. Ken Martin           | KS    | 11.5 -3.5 | 484    | 244   | 600   | 40.67 |
| 5. Roy Larzelere        | IN    | 8.5 -6.5  | 399    | 217   | 600   | 36.17 |
| 6. Paul Van Evercooren  | MO    | 8 -7      | 393    | 201   | 600   | 33.50 |
| 7. Harvey Kooy          | CA    | 8 -7      | 393    | 197   | 600   | 32.83 |
| 8. Wayne Hamilton       | NY    | 8 -7      | 363    | 182   | 600   | 30.33 |
| 9. Ed Frace             | OH    | 7 -8      | 380    | 214   | 600   | 35.67 |
| 10. Gene Gross          | MN    | 7 -8      | 383    | 210   | 600   | 35.00 |
| 11. Bob Beaver          | MO    | 7 -8      | 433    | 207   | 600   | 34.50 |
| 12. Harold Garner       | IA    | 5 -10     | 333    | 156   | 600   | 26.00 |
| 13. Dave Ackley         | OH    | 4.5 -10.5 | 274    | 148   | 600   | 24.67 |
| 14. Albert W Buckland   | NY    | 4 -11     | 323    | 136   | 600   | 22.67 |
| 15. Willard Waddle      | SD    | 2.5 -10.5 | 233    | 88    | 520   | 16.92 |




| Class H-1 - Elder Men's | State | W-L      | Points | Rngrs | Shoes | %     |
|-------------------------|-------|----------|--------|-------|-------|-------|
| 1. Jerry Schroeder      | WI    | 14 -2    | 514    | 237   | 640   | 37.03 |
| 2. Berditte Finton      | SD    | 13 -3    | 636    | 275   | 640   | 42.97 |
| 3. Earl Tiegs           | MN    | 11 -4    | 510    | 222   | 600   | 37.00 |
| 4. Jerry Kamps          | WI    | 11 -4    | 475    | 218   | 600   | 36.33 |
| 5. Clint Bryson         | SD    | 9.5 -5.5 | 419    | 190   | 600   | 31.67 |
| 6. Joseph Robbins       | FL    | 9 -6     | 406    | 155   | 600   | 25.83 |
| 7. Chuck Gustafson      | NV    | 8 -7     | 397    | 206   | 600   | 34.33 |
| 8. Virgil Smith         | IL    | 8 -7     | 414    | 184   | 600   | 30.67 |
| 9. Orville Pfortmiller  | KS    | 7.5 -7.5 | 379    | 141   | 600   | 23.50 |
| 10. Marvin Zoellick     | IL    | 7 -8     | 382    | 190   | 600   | 31.67 |
| 11. Sherlen Rodi        | MN    | 6 -9     | 355    | 180   | 600   | 30.00 |
| 12. Don Landsteiner     | MN    | 6 -9     | 338    | 161   | 600   | 26.83 |
| 13. Archie Hubl         | NE    | 5.5 -9.5 | 371    | 178   | 600   | 29.67 |
| 14. Bob Thomsen         | NE    | 3 -12    | 274    | 128   | 600   | 21.33 |
| 15. Doug Kinney         | KY    | 1.5 -8.5 | 186    | 84    | 400   | 21.00 |







# ELDER MEN'S FOOT DIVISION




| Class H-2 - Elder Men's |                    | State | W-L       | Points | Rngrs | Shoes | %     |
|-------------------------|--------------------|-------|-----------|--------|-------|-------|-------|
| 1.                      | Brady Craven       | MO    | 13.5 -1.5 | 609    | 289   | 600   | 48.17 |
| 2.                      | Richard David      | MN    | 13 -2     | 485    | 227   | 600   | 37.83 |
| 3.                      | Jason Loyd         | IL    | 12 -3     | 531    | 252   | 600   | 42.00 |
| 4.                      | John Setzer        | MO    | 10 -5     | 475    | 247   | 600   | 41.17 |
| 5.                      | Eugene James       | NY    | 9.5 -5.5  | 449    | 230   | 600   | 38.33 |
| 6.                      | Ed Hill            | IL    | 9 -6      | 436    | 235   | 600   | 39.17 |
| 7.                      | Ray Ackermann      | MO    | 9 -6      | 383    | 178   | 600   | 29.67 |
| 8.                      | Delbert Karsjens   | MN    | 9 -6      | 405    | 177   | 600   | 29.50 |
| 9.                      | Ronald W Salyer    | NY    | 7 -8      | 390    | 184   | 600   | 30.67 |
| 10.                     | John Trollope      | KS    | 6 -9      | 331    | 169   | 600   | 28.17 |
| 11.                     | Lowell Swick       | IN    | 6 -9      | 366    | 164   | 600   | 27.33 |
| 12.                     | James Bown         | IA    | 5.5 -9.5  | 332    | 130   | 600   | 21.67 |
| 13.                     | Donald F. Marx     | IA    | 5 -10     | 282    | 129   | 600   | 21.50 |
| 14.                     | Erwin Tischer      | MN    | 4 -11     | 312    | 145   | 600   | 24.17 |
| 15.                     | John L Wellsand Jr | IN    | 1 -14     | 238    | 89    | 600   | 14.83 |
| 16.                     | Cliff Troullier    | WI    | 0.5 -14.5 | 186    | 75    | 600   | 12.50 |



| Class I-1 - Elder Men's |                 | State | W-L       | Points | Rngrs | Shoes | %     |
|-------------------------|-----------------|-------|-----------|--------|-------|-------|-------|
| 1.                      | Harry Nelson    | WI    | 14 -1     | 498    | 231   | 600   | 38.50 |
| 2.                      | Bernie Human    | WI    | 11.5 -3.5 | 416    | 186   | 600   | 31.00 |
| 3.                      | Donald Parkes   | VA    | 11 -4     | 438    | 206   | 600   | 34.33 |
| 4.                      | Marvin Tarnasky | ND    | 11 -4     | 407    | 155   | 600   | 25.83 |
| 5.                      | Gary Brown      | IN    | 10 -5     | 413    | 195   | 600   | 32.50 |
| 6.                      | Dean Constance  | MO    | 9 -6      | 434    | 178   | 600   | 29.67 |
| 7.                      | Eldon Roth      | AR    | 8.5 -6.5  | 413    | 167   | 600   | 27.83 |
| 8.                      | Gary Hinrichs   | IA    | 8 -7      | 397    | 182   | 600   | 30.33 |
| 9.                      | Don Tiegs       | MN    | 8 -7      | 356    | 138   | 600   | 23.00 |
| 10.                     | Ed Osterkamp    | SD    | 7 -8      | 324    | 148   | 600   | 24.67 |
| 11.                     | Glen Speers     | IA    | 7 -8      | 292    | 136   | 600   | 22.67 |
| 12.                     | Skip Kapolka    | IA    | 4 -11     | 284    | 150   | 600   | 25.00 |
| 13.                     | Bob Newsome     | IL    | 4 -11     | 272    | 132   | 600   | 22.00 |
| 14.                     | Clark Gabel     | AZ    | 4 -11     | 247    | 102   | 600   | 17.00 |
| 15.                     | John Olson      | WI    | 3 -12     | 232    | 78    | 600   | 13.00 |



| Class I-2 - Elder Men's |                   | State | W-L       | Points | Rngrs | Shoes | %     |
|-------------------------|-------------------|-------|-----------|--------|-------|-------|-------|
| 1.                      | Harvey Larsen     | IA    | 15 -0     | 541    | 201   | 600   | 33.50 |
| 2.                      | Carl Krukow       | IA    | 13 -2     | 517    | 198   | 600   | 33.00 |
| 3.                      | Don Meyer         | IA    | 11 -4     | 461    | 186   | 600   | 31.00 |
| 4.                      | Richard Schmidt   | MO    | 10 -5     | 422    | 143   | 600   | 23.83 |
| 5.                      | Leroy Meyer       | WI    | 10 -5     | 437    | 129   | 600   | 21.50 |
| 6.                      | Larry Doeden      | MO    | 9 -6      | 421    | 151   | 600   | 25.17 |
| 7.                      | Buck Cooper       | OH    | 8.5 -6.5  | 426    | 160   | 600   | 26.67 |
| 8.                      | Bill Hively       | IN    | 8 -7      | 324    | 103   | 600   | 17.17 |
| 9.                      | Raymond Carpenter | KS    | 7 -8      | 382    | 163   | 600   | 27.17 |
| 10.                     | Earl Paulson      | WI    | 7 -8      | 363    | 133   | 600   | 22.17 |
| 11.                     | Jeff Smith        | NC    | 6 -9      | 297    | 91    | 600   | 15.17 |
| 12.                     | Homer Cain        | OK    | 6 -9      | 276    | 90    | 600   | 15.00 |
| 13.                     | Roy Evans         | MO    | 4 -11     | 273    | 100   | 600   | 16.67 |
| 14.                     | Roger Yocom       | OH    | 3 -12     | 211    | 88    | 600   | 14.67 |
| 15.                     | Danny Sease       | IA    | 2.5 -12.5 | 227    | 78    | 600   | 13.00 |



| Class J-1 - Elder Men's |                   | State | W-L       | Points | Rngrs | Shoes | %     |
|-------------------------|-------------------|-------|-----------|--------|-------|-------|-------|
| 1.                      | Ernie Johnson     | CO    | 11 -3     | 469    | 189   | 560   | 33.75 |
| 2.                      | George Eckstrom   | WI    | 10 -4     | 434    | 178   | 560   | 31.79 |
| 3.                      | Jerry E Lothridge | IN    | 9 -4      | 410    | 167   | 520   | 32.12 |
| 4.                      | Gary Schmitz      | WI    | 9 -4      | 376    | 156   | 520   | 30.00 |
| 5.                      | Bud Goodroad      | OK    | 9 -4      | 370    | 142   | 520   | 27.31 |
| 6.                      | Stan Smith        | IL    | 9 -4      | 316    | 127   | 520   | 24.42 |
| 7.                      | George Chichura   | MO    | 6 -7      | 299    | 102   | 520   | 19.62 |
| 8.                      | Lee Kapsner       | MN    | 5 -8      | 286    | 121   | 520   | 23.27 |
| 9.                      | Ron Purkapile     | SD    | 5 -8      | 266    | 109   | 520   | 20.96 |
| 10.                     | Darrell Pulliam   | MO    | 5 -8      | 301    | 101   | 520   | 19.42 |
| 11.                     | Edgar Turner      | MA    | 4.5 -8.5  | 246    | 98    | 520   | 18.85 |
| 12.                     | Russ Burns        | WI    | 4 -9      | 248    | 103   | 520   | 19.81 |
| 13.                     | Stanley Banner    | NY    | 3 -10     | 221    | 106   | 520   | 20.38 |
| 14.                     | Robert Watson     | IN    | 2.5 -10.5 | 232    | 70    | 520   | 13.46 |






# ELDER MEN'S 30 FOOT DIVISION

| Class J-2 - Elder Men's |                  | State | W-L   | Points | Rngrs | Shoes | %     |
|-------------------------|------------------|-------|-------|--------|-------|-------|-------|
| 1.                      | Pete Ver Mulm    | IA    | 12 -2 | 550    | 201   | 560   | 35.89 |
| 2.                      | Joe Sciarra      | CA    | 12 -3 | 495    | 188   | 600   | 31.33 |
| 3.                      | Roland Clement   | LA    | 11 -3 | 401    | 146   | 560   | 26.07 |
| 4.                      | Edward Fuchs     | MN    | 9 -4  | 349    | 125   | 520   | 24.04 |
| 5.                      | Floyd Tennill    | IL    | 8 -5  | 379    | 117   | 520   | 22.50 |
| 6.                      | George L Corson  | FL    | 8 -5  | 314    | 98    | 520   | 18.85 |
| 7.                      | Paul Lemish      | IN    | 7 -6  | 294    | 106   | 520   | 20.38 |
| 8.                      | Larry Fouche     | IN    | 7 -6  | 280    | 99    | 520   | 19.04 |
| 9.                      | Dean Fortune     | IA    | 7 -6  | 303    | 87    | 520   | 16.73 |
| 10.                     | Ernie Rakstad    | IL    | 5 -8  | 293    | 104   | 520   | 20.00 |
| 11.                     | Gordon Obenour   | OH    | 3 -10 | 165    | 50    | 520   | 9.62  |
| 12.                     | Warren Kolosiek  | MI    | 2 -8  | 138    | 30    | 400   | 7.50  |
| 13.                     | Floyd E. Roberts | MO    | 0 -5  | 60     | 22    | 200   | 11.00 |

| Class K-1 - Elder Men's |                     | State | W-L      | Points | Rngrs | Shoes | %     |
|-------------------------|---------------------|-------|----------|--------|-------|-------|-------|
| 1.                      | Lewis Carpenter     | SD    | 11 -1    | 382    | 101   | 480   | 21.04 |
| 2.                      | Gary Phelps         | IL    | 10 -2    | 453    | 160   | 480   | 33.33 |
| 3.                      | Ben LaCoursiere     | MN    | 8 -3     | 313    | 109   | 440   | 24.77 |
| 4.                      | Ken Brandt          | IL    | 7 -4     | 308    | 78    | 440   | 17.73 |
| 5.                      | Connie Ramsey       | OK    | 7 -4     | 262    | 66    | 440   | 15.00 |
| 6.                      | Leonard Burke       | OK    | 6 -5     | 288    | 63    | 440   | 14.32 |
| 7.                      | Rodney Mallinckrodt | MO    | 5 -6     | 222    | 53    | 440   | 12.05 |
| 8.                      | Bob Cutright Sr.    | MO    | 5 -6     | 203    | 48    | 440   | 10.91 |
| 9.                      | Ernest Anderson     | MN    | 4.5 -6.5 | 217    | 60    | 440   | 13.64 |
| 10.                     | Marvin Akkerman     | MN    | 2.5 -8.5 | 136    | 33    | 440   | 7.50  |
| 11.                     | Richard Sousley     | MI    | 1 -10    | 88     | 34    | 440   | 7.73  |

| Class K-2 - Elder Men's |                  | State | W-L   | Points | Rngrs | Shoes | %     |
|-------------------------|------------------|-------|-------|--------|-------|-------|-------|
| 1.                      | Bill Powell      | IN    | 13 -0 | 444    | 156   | 520   | 30.00 |
| 2.                      | Jim Haupt        | WI    | 11 -2 | 528    | 167   | 520   | 32.12 |
| 3.                      | Melvyn Van Rycke | IL    | 11 -2 | 410    | 99    | 520   | 19.04 |
| 4.                      | Paul Clark       | IA    | 9 -4  | 364    | 88    | 520   | 16.92 |
| 5.                      | Tom Williams     | AZ    | 8 -5  | 334    | 114   | 520   | 21.92 |
| 6.                      | Bill Peck        | NE    | 8 -5  | 241    | 21    | 520   | 4.04  |
| 7.                      | Les Holland      | MN    | 7 -6  | 272    | 63    | 520   | 12.12 |
| 8.                      | Henry Pater      | SD    | 6 -7  | 274    | 65    | 520   | 12.50 |
| 9.                      | Joe W. Barry     | MO    | 6 -7  | 264    | 51    | 520   | 9.81  |
| 10.                     | Royal Hedgecock  | IA    | 4 -9  | 197    | 60    | 520   | 11.54 |
| 11.                     | Leonard Roskam   | SD    | 4 -9  | 162    | 30    | 520   | 5.77  |
| 12.                     | Rocky Gondeck    | MN    | 3 -10 | 105    | 23    | 520   | 4.42  |
| 13.                     | Gene Ewing       | SD    | 1 -12 | 66     | 15    | 520   | 2.88  |
| 14.                     | Jerry Marshik    | MN    | 0 -2  | 8      | 3     | 80    | 3.75  |



## SUPPORT THE NHPF

The only horseshoe pitching related charity needs your tax-deductible donations to support many programs of the sport including the Hall of Fame and Grants to install new or upgrade existing courts.

**Deadline for Grant Applications:  
March 1<sup>st</sup> and September 1<sup>st</sup>**

**Mail inquiries & contributions to:**


NHPF • PO Box 1628

Penn Valley, CA 95946

Phone: 530.432.2103 • Email: 3ringers3@att.net



# WOMEN'S DIVISION CHAMPIONSHIP CLASS 2010 WORLD TOURNAMENT



## WOMEN'S DIVISION

|     |                   | State | W-L  | Ringers | Pts | Shoes | Ringer % |
|-----|-------------------|-------|------|---------|-----|-------|----------|
| 1.  | Joan Elmore       | TN    | 18-1 | 776     | 795 | 1000  | 79.50    |
| 2.  | Sylvianne Moisan  | PQ    | 17-2 | 757     | 779 | 994   | 78.37    |
| 3.  | Debra Brown       | VT    | 16-3 | 735     | 816 | 1028  | 79.38    |
| 4.  | Sue Snyder        | IN    | 16-3 | 715     | 674 | 874   | 77.12    |
| 5.  | Maxine Griffith   | TN    | 16-3 | 722     | 764 | 1062  | 71.94    |
| 6.  | Tamara Burke      | WV    | 14-5 | 718     | 836 | 1128  | 74.11    |
| 7.  | Marlene Ray       | TN    | 12-7 | 662     | 723 | 1010  | 71.58    |
| 8.  | Sharon Chiddister | IN    | 11-8 | 620     | 690 | 1026  | 67.25    |
| 9.  | Amy Francis       | OH    | 10-9 | 663     | 738 | 1082  | 68.21    |
| 10. | Terry Beagle      | MI    | 9-10 | 589     | 704 | 1066  | 66.04    |
| 11. | Trisha Hoshaw     | AZ    | 9-10 | 588     | 677 | 1038  | 65.22    |
| 12. | Tiffany Syring    | MN    | 9-10 | 554     | 638 | 990   | 64.44    |
| 13. | Dale LaValley     | NH    | 8-11 | 544     | 620 | 982   | 63.14    |
| 14. | Pam Aiken         | WI    | 7-12 | 529     | 652 | 990   | 65.86    |
| 15. | Kimmy Stockli     | CA    | 7-12 | 564     | 637 | 1014  | 62.82    |
| 16. | Becky Kemper      | KY    | 3-16 | 409     | 560 | 984   | 56.91    |
| 17. | Sharon Paddock    | CA    | 3-16 | 415     | 521 | 920   | 56.63    |
| 18. | Melissa Schindel  | OH    | 2-17 | 312     | 408 | 774   | 52.71    |
| 19. | Stacy Robinson    | MI    | 2-17 | 370     | 480 | 914   | 52.52    |
| 20. | Penny Steinke     | WI    | 1-18 | 362     | 451 | 856   | 52.69    |

### 1. Joan Elmore 18-1

|     | OPPONENT          | SCORE      | R          | SHS         | %            |
|-----|-------------------|------------|------------|-------------|--------------|
| 1.  | Becky Kemper      | 42/1       | 16         | 22          | 72.73        |
| 2.  | Melissa Schindel  | 40/7       | 22         | 26          | 84.62        |
| 3.  | Sharon Paddock    | 43/15      | 30         | 38          | 78.95        |
| 4.  | Tiffany Syring    | 42/14      | 29         | 36          | 80.56        |
| 5.  | Dale LaValley     | 42/25      | 51         | 68          | 75.00        |
| 6.  | Trisha Hoshaw     | 44/24      | 45         | 58          | 77.59        |
| 7.  | Terry Beagle      | 40/17      | 41         | 54          | 75.93        |
| 8.  | Sharon Chiddister | 42/10      | 42         | 50          | 84.00        |
| 9.  | Stacy Robinson    | 40/7       | 37         | 42          | 88.10        |
| 10. | Penny Steinke     | 40/6       | 22         | 28          | 78.57        |
| 11. | Marlene Ray       | 40/30      | 68         | 86          | 79.07        |
| 12. | Amy Francis       | 40/19      | 42         | 54          | 77.78        |
| 13. | Kimmy Stockli     | 40/9       | 51         | 58          | 87.93        |
| 14. | Pam Aiken         | 42/6       | 32         | 36          | 88.89        |
| 15. | Sylvianne Moisan  | 40/16      | 58         | 66          | 87.88        |
| 16. | Maxine Griffith   | 36/40      | 49         | 74          | 66.22        |
| 17. | Debra Brown       | 41/33      | 56         | 74          | 75.68        |
| 18. | Tamara Burke      | 40/34      | 72         | 88          | 81.82        |
| 19. | Sue Snyder        | 42/6       | 32         | 42          | 76.19        |
|     |                   | <b>776</b> | <b>795</b> | <b>1000</b> | <b>79.50</b> |

### 2. Sylvianne Moisan 17-2

|     | OPPONENT          | SCORE      | R          | SHS        | %            |
|-----|-------------------|------------|------------|------------|--------------|
| 1.  | Trisha Hoshaw     | 40/13      | 27         | 40         | 67.50        |
| 2.  | Sharon Paddock    | 43/11      | 39         | 48         | 81.25        |
| 3.  | Pam Aiken         | 41/3       | 40         | 44         | 90.91        |
| 4.  | Dale LaValley     | 43/12      | 32         | 38         | 84.21        |
| 5.  | Melissa Schindel  | 40/10      | 28         | 34         | 82.35        |
| 6.  | Stacy Robinson    | 40/10      | 40         | 48         | 83.33        |
| 7.  | Kimmy Stockli     | 43/33      | 29         | 44         | 65.91        |
| 8.  | Becky Kemper      | 41/10      | 38         | 48         | 79.17        |
| 9.  | Tiffany Syring    | 42/7       | 43         | 54         | 79.63        |
| 10. | Terry Beagle      | 42/20      | 30         | 42         | 71.43        |
| 11. | Penny Steinke     | 41/2       | 27         | 32         | 84.38        |
| 12. | Marlene Ray       | 40/28      | 50         | 64         | 78.13        |
| 13. | Tamara Burke      | 42/33      | 53         | 70         | 75.71        |
| 14. | Debra Brown       | 42/13      | 58         | 66         | 87.88        |
| 15. | Joan Elmore       | 16/40      | 50         | 66         | 75.76        |
| 16. | Sue Snyder        | 43/38      | 50         | 66         | 75.76        |
| 17. | Sharon Chiddister | 41/28      | 40         | 54         | 74.07        |
| 18. | Amy Francis       | 45/19      | 60         | 74         | 81.08        |
| 19. | Maxine Griffith   | 32/40      | 45         | 62         | 72.58        |
|     |                   | <b>757</b> | <b>779</b> | <b>994</b> | <b>78.37</b> |



**3. Debra Brown 16-3**

| OPPONENT             | SCORE      | R          | SHS         | %            |
|----------------------|------------|------------|-------------|--------------|
| 1. Tiffany Syring    | 40/6       | 28         | 32          | 87.50        |
| 2. Terry Beagle      | 42/0       | 30         | 34          | 88.24        |
| 3. Melissa Schindel  | 42/6       | 26         | 32          | 81.25        |
| 4. Becky Kemper      | 42/3       | 23         | 26          | 88.46        |
| 5. Sharon Chiddister | 41/15      | 54         | 68          | 79.41        |
| 6. Sharon Paddock    | 42/38      | 53         | 72          | 73.61        |
| 7. Penny Steinke     | 41/3       | 27         | 30          | 90.00        |
| 8. Trisha Hoshaw     | 40/24      | 53         | 66          | 80.30        |
| 9. Dale LaValley     | 40/4       | 27         | 32          | 84.38        |
| 10. Stacy Robinson   | 45/22      | 35         | 50          | 70.00        |
| 11. Kimmy Stockli    | 41/20      | 48         | 60          | 80.00        |
| 12. Pam Aiken        | 42/21      | 49         | 64          | 76.56        |
| 13. Maxine Griffith  | 26/42      | 46         | 66          | 69.70        |
| 14. Sylvianne Moisan | 13/42      | 49         | 66          | 74.24        |
| 15. Marlene Ray      | 42/17      | 44         | 56          | 78.57        |
| 16. Amy Francis      | 42/13      | 55         | 62          | 88.71        |
| 17. Joan Elmore      | 33/41      | 55         | 74          | 74.32        |
| 18. Sue Snyder       | 40/6       | 43         | 48          | 89.58        |
| 19. Tamara Burke     | 41/26      | 71         | 90          | 78.89        |
|                      | <b>735</b> | <b>816</b> | <b>1028</b> | <b>79.38</b> |

**5. Maxine Griffith 16-3**

| OPPONENT             | SCORE      | R          | SHS         | %            |
|----------------------|------------|------------|-------------|--------------|
| 1. Penny Steinke     | 40/20      | 34         | 46          | 73.91        |
| 2. Trisha Hoshaw     | 41/11      | 41         | 52          | 78.85        |
| 3. Sharon Chiddister | 40/28      | 47         | 58          | 81.03        |
| 4. Stacy Robinson    | 44/15      | 33         | 44          | 75.00        |
| 5. Kimmy Stockli     | 40/14      | 30         | 38          | 78.95        |
| 6. Terry Beagle      | 40/33      | 59         | 74          | 79.73        |
| 7. Tiffany Syring    | 43/25      | 45         | 60          | 75.00        |
| 8. Sharon Paddock    | 40/11      | 37         | 48          | 77.08        |
| 9. Becky Kemper      | 40/29      | 34         | 68          | 50.00        |
| 10. Dale LaValley    | 42/18      | 38         | 52          | 73.08        |
| 11. Amy Francis      | 42/35      | 42         | 62          | 67.74        |
| 12. Melissa Schindel | 21/42      | 23         | 42          | 54.76        |
| 13. Debra Brown      | 42/26      | 51         | 66          | 77.27        |
| 14. Tamara Burke     | 36/42      | 53         | 78          | 67.95        |
| 15. Sue Snyder       | 9/42       | 25         | 42          | 59.52        |
| 16. Joan Elmore      | 40/36      | 51         | 74          | 68.92        |
| 17. Pam Aiken        | 41/20      | 41         | 54          | 75.93        |
| 18. Marlene Ray      | 41/22      | 32         | 42          | 76.19        |
| 19. Sylvianne Moisan | 40/32      | 48         | 62          | 77.42        |
|                      | <b>722</b> | <b>764</b> | <b>1062</b> | <b>71.94</b> |

**7. Marlene Ray 12-7**

| OPPONENT              | SCORE      | R          | SHS         | %            |
|-----------------------|------------|------------|-------------|--------------|
| 1. Stacy Robinson     | 41/13      | 27         | 38          | 71.05        |
| 2. Dale LaValley      | 42/38      | 39         | 62          | 62.90        |
| 3. Penny Steinke      | 43/15      | 39         | 52          | 75.00        |
| 4. Pam Aiken          | 43/16      | 38         | 50          | 76.00        |
| 5. Becky Kemper       | 42/12      | 39         | 50          | 78.00        |
| 6. Kimmy Stockli      | 40/35      | 41         | 56          | 73.21        |
| 7. Melissa Schindel   | 40/13      | 33         | 46          | 71.74        |
| 8. Tiffany Syring     | 40/3       | 23         | 30          | 76.67        |
| 9. Trisha Hoshaw      | 21/40      | 30         | 48          | 62.50        |
| 10. Sharon Paddock    | 40/7       | 22         | 30          | 73.33        |
| 11. Joan Elmore       | 30/40      | 65         | 86          | 75.58        |
| 12. Sylvianne Moisan  | 28/40      | 47         | 64          | 73.44        |
| 13. Sue Snyder        | 13/40      | 32         | 50          | 64.00        |
| 14. Sharon Chiddister | 45/10      | 41         | 50          | 82.00        |
| 15. Debra Brown       | 17/42      | 36         | 56          | 64.29        |
| 16. Tamara Burke      | 34/40      | 52         | 70          | 74.29        |
| 17. Terry Beagle      | 40/23      | 42         | 58          | 72.41        |
| 18. Maxine Griffith   | 22/41      | 26         | 42          | 61.90        |
| 19. Amy Francis       | 41/39      | 51         | 72          | 70.83        |
|                       | <b>662</b> | <b>723</b> | <b>1010</b> | <b>71.58</b> |

**4. Sue Snyder 16-3**

| OPPONENT              | SCORE      | R          | SHS        | %           |
|-----------------------|------------|------------|------------|-------------|
| 1. Melissa Schindel   | 42/10      | 31         | 36         | 86.11       |
| 2. Becky Kemper       | 42/7       | 49         | 60         | 81.67       |
| 3. Tiffany Syring     | 40/13      | 30         | 36         | 83.33       |
| 4. Sharon Paddock     | 40/7       | 30         | 38         | 78.95       |
| 5. Trisha Hoshaw      | 42/8       | 32         | 36         | 88.89       |
| 6. Penny Steinke      | 40/4       | 18         | 26         | 69.23       |
| 7. Dale LaValley      | 44/10      | 26         | 38         | 68.42       |
| 8. Stacy Robinson     | 41/0       | 30         | 32         | 93.75       |
| 9. Terry Beagle       | 41/9       | 41         | 46         | 89.13       |
| 10. Kimmy Stockli     | 42/17      | 54         | 68         | 79.41       |
| 11. Pam Aiken         | 45/3       | 29         | 30         | 96.67       |
| 12. Sharon Chiddister | 40/27      | 36         | 52         | 69.23       |
| 13. Marlene Ray       | 40/13      | 40         | 50         | 80.00       |
| 14. Amy Francis       | 42/22      | 42         | 54         | 77.78       |
| 15. Maxine Griffith   | 42/9       | 35         | 42         | 83.33       |
| 16. Sylvianne Moisan  | 38/43      | 48         | 66         | 72.73       |
| 17. Tamara Burke      | 42/38      | 51         | 74         | 68.92       |
| 18. Debra Brown       | 6/40       | 32         | 48         | 66.67       |
| 19. Joan Elmore       | 6/42       | 20         | 42         | 47.62       |
|                       | <b>715</b> | <b>674</b> | <b>874</b> | <b>7.12</b> |

**6. Tamara Burke 14-5**

| OPPONENT             | SCORE      | R          | SHS         | %            |
|----------------------|------------|------------|-------------|--------------|
| 1. Sharon Paddock    | 42/21      | 33         | 40          | 82.50        |
| 2. Pam Aiken         | 9/40       | 29         | 44          | 65.91        |
| 3. Becky Kemper      | 45/9       | 49         | 58          | 84.48        |
| 4. Melissa Schindel  | 40/3       | 23         | 28          | 82.14        |
| 5. Terry Beagle      | 41/24      | 43         | 56          | 76.79        |
| 6. Dale LaValley     | 41/19      | 49         | 62          | 79.03        |
| 7. Sharon Chiddister | 42/24      | 47         | 62          | 75.81        |
| 8. Penny Steinke     | 40/24      | 34         | 50          | 68.00        |
| 9. Kimmy Stockli     | 42/22      | 35         | 50          | 70.00        |
| 10. Tiffany Syring   | 41/13      | 23         | 34          | 67.65        |
| 11. Trisha Hoshaw    | 40/25      | 46         | 60          | 76.67        |
| 12. Stacy Robinson   | 40/14      | 37         | 48          | 77.08        |
| 13. Sylvianne Moisan | 33/42      | 50         | 70          | 71.43        |
| 14. Maxine Griffith  | 42/36      | 54         | 78          | 69.23        |
| 15. Amy Francis      | 42/34      | 44         | 66          | 66.67        |
| 16. Marlene Ray      | 40/34      | 53         | 70          | 75.71        |
| 17. Sue Snyder       | 38/42      | 51         | 74          | 68.92        |
| 18. Joan Elmore      | 34/40      | 71         | 88          | 80.68        |
| 19. Debra Brown      | 26/41      | 65         | 90          | 72.22        |
|                      | <b>718</b> | <b>836</b> | <b>1128</b> | <b>74.11</b> |

**8. Sharon Chiddister 11-8**

| OPPONENT             | SCORE      | R          | SHS         | %            |
|----------------------|------------|------------|-------------|--------------|
| 1. Terry Beagle      | 40/28      | 46         | 68          | 67.65        |
| 2. Tiffany Syring    | 40/34      | 47         | 66          | 71.21        |
| 3. Maxine Griffith   | 28/40      | 43         | 58          | 74.14        |
| 4. Trisha Hoshaw     | 40/17      | 26         | 36          | 72.22        |
| 5. Debra Brown       | 15/41      | 44         | 68          | 64.71        |
| 6. Becky Kemper      | 40/19      | 33         | 44          | 75.00        |
| 7. Tamara Burke      | 24/42      | 41         | 62          | 66.13        |
| 8. Joan Elmore       | 10/42      | 32         | 50          | 64.00        |
| 9. Penny Steinke     | 42/33      | 33         | 54          | 61.11        |
| 10. Melissa Schindel | 40/21      | 30         | 40          | 75.00        |
| 11. Sharon Paddock   | 42/17      | 29         | 40          | 72.50        |
| 12. Sue Snyder       | 27/40      | 31         | 52          | 59.62        |
| 13. Amy Francis      | 26/41      | 35         | 54          | 64.81        |
| 14. Marlene Ray      | 10/45      | 29         | 50          | 58.00        |
| 15. Dale LaValley    | 42/36      | 37         | 64          | 57.81        |
| 16. Stacy Robinson   | 40/30      | 23         | 44          | 52.27        |
| 17. Sylvianne Moisan | 28/41      | 36         | 54          | 66.67        |
| 18. Kimmy Stockli    | 42/10      | 26         | 30          | 86.67        |
| 19. Pam Aiken        | 44/38      | 69         | 92          | 75.00        |
|                      | <b>620</b> | <b>690</b> | <b>1026</b> | <b>67.25</b> |



### 9. Amy Francis 10-9

| OPPONENT              | SCORE      | R          | SHS         | %            |
|-----------------------|------------|------------|-------------|--------------|
| 1. Dale LaValley      | 26/41      | 26         | 48          | 54.17        |
| 2. Penny Steinke      | 44/22      | 24         | 42          | 57.14        |
| 3. Stacy Robinson     | 45/26      | 44         | 64          | 68.75        |
| 4. Terry Beagle       | 45/23      | 37         | 50          | 74.00        |
| 5. Tiffany Syring     | 36/42      | 39         | 64          | 60.94        |
| 6. Melissa Schindel   | 40/6       | 30         | 40          | 75.00        |
| 7. Trisha Hoshaw      | 40/37      | 42         | 60          | 70.00        |
| 8. Pam Aiken          | 41/30      | 55         | 72          | 76.39        |
| 9. Sharon Paddock     | 41/20      | 33         | 48          | 68.75        |
| 10. Becky Kemper      | 41/5       | 24         | 36          | 66.67        |
| 11. Maxine Griffith   | 35/42      | 39         | 62          | 62.90        |
| 12. Joan Elmore       | 19/40      | 36         | 54          | 66.67        |
| 13. Sharon Chiddister | 41/26      | 40         | 54          | 74.07        |
| 14. Sue Snyder        | 22/42      | 36         | 54          | 66.67        |
| 15. Tamara Burke      | 34/42      | 42         | 66          | 63.64        |
| 16. Debra Brown       | 13/42      | 44         | 62          | 70.97        |
| 17. Kimmy Stockli     | 42/27      | 45         | 60          | 75.00        |
| 18. Sylvianne Moisan  | 19/45      | 51         | 74          | 68.92        |
| 19. Marlene Ray       | 39/41      | 51         | 72          | 70.83        |
|                       | <b>663</b> | <b>738</b> | <b>1082</b> | <b>68.21</b> |

### 11. Trisha Hoshaw 9-10

| OPPONENT             | SCORE      | R          | SHS         | %            |
|----------------------|------------|------------|-------------|--------------|
| 1. Sylvianne Moisan  | 13/40      | 18         | 40          | 45.00        |
| 2. Maxine Griffith   | 11/41      | 31         | 52          | 59.62        |
| 3. Terry Beagle      | 23/40      | 32         | 50          | 64.00        |
| 4. Sharon Chiddister | 17/40      | 18         | 36          | 50.00        |
| 5. Sue Snyder        | 8/42       | 20         | 36          | 55.56        |
| 6. Joan Elmore       | 24/44      | 38         | 58          | 65.52        |
| 7. Amy Francis       | 37/40      | 42         | 60          | 70.00        |
| 8. Debra Brown       | 24/40      | 47         | 66          | 71.21        |
| 9. Marlene Ray       | 40/21      | 37         | 48          | 77.08        |
| 10. Pam Aiken        | 42/28      | 44         | 68          | 64.71        |
| 11. Tamara Burke     | 25/40      | 40         | 60          | 66.67        |
| 12. Sharon Paddock   | 40/16      | 26         | 40          | 65.00        |
| 13. Tiffany Syring   | 40/35      | 40         | 60          | 66.67        |
| 14. Becky Kemper     | 41/31      | 58         | 84          | 69.05        |
| 15. Kimmy Stockli    | 37/44      | 44         | 66          | 66.67        |
| 16. Melissa Schindel | 40/17      | 31         | 46          | 67.39        |
| 17. Stacy Robinson   | 41/12      | 29         | 46          | 63.04        |
| 18. Dale LaValley    | 45/32      | 46         | 68          | 67.65        |
| 19. Penny Steinke    | 40/24      | 36         | 54          | 66.67        |
|                      | <b>588</b> | <b>677</b> | <b>1038</b> | <b>65.22</b> |

### 13. Dale LaValley 8-11

| OPPONENT              | SCORE      | R          | SHS        | %            |
|-----------------------|------------|------------|------------|--------------|
| 1. Amy Francis        | 41/26      | 31         | 48         | 64.58        |
| 2. Marlene Ray        | 38/42      | 37         | 62         | 59.68        |
| 3. Kimmy Stockli      | 41/16      | 41         | 56         | 73.21        |
| 4. Sylvianne Moisan   | 12/43      | 22         | 38         | 57.89        |
| 5. Joan Elmore        | 25/42      | 45         | 68         | 66.18        |
| 6. Tamara Burke       | 19/41      | 41         | 62         | 66.13        |
| 7. Sue Snyder         | 10/44      | 17         | 38         | 44.74        |
| 8. Terry Beagle       | 20/40      | 41         | 64         | 64.06        |
| 9. Debra Brown        | 4/40       | 15         | 32         | 46.88        |
| 10. Maxine Griffith   | 18/42      | 31         | 52         | 59.62        |
| 11. Tiffany Syring    | 41/32      | 36         | 52         | 69.23        |
| 12. Becky Kemper      | 40/27      | 43         | 62         | 69.35        |
| 13. Sharon Paddock    | 40/24      | 41         | 60         | 68.33        |
| 14. Melissa Schindel  | 40/11      | 22         | 32         | 68.75        |
| 15. Sharon Chiddister | 36/42      | 35         | 64         | 54.69        |
| 16. Pam Aiken         | 5/40       | 20         | 40         | 50.00        |
| 17. Penny Steinke     | 42/15      | 40         | 52         | 76.92        |
| 18. Trisha Hoshaw     | 32/45      | 41         | 68         | 60.29        |
| 19. Stacy Robinson    | 40/11      | 21         | 32         | 65.63        |
|                       | <b>544</b> | <b>620</b> | <b>982</b> | <b>63.14</b> |

### 10. Terry Beagle 9-10

| OPPONENT             | SCORE      | R          | SHS         | %            |
|----------------------|------------|------------|-------------|--------------|
| 1. Sharon Chiddister | 28/40      | 42         | 68          | 61.76        |
| 2. Debra Brown       | 0/42       | 17         | 34          | 50.00        |
| 3. Trisha Hoshaw     | 40/23      | 38         | 50          | 76.00        |
| 4. Amy Francis       | 23/45      | 30         | 50          | 60.00        |
| 5. Tamara Burke      | 24/41      | 37         | 56          | 66.07        |
| 6. Maxine Griffith   | 33/40      | 56         | 74          | 75.68        |
| 7. Joan Elmore       | 17/40      | 34         | 54          | 62.96        |
| 8. Dale LaValley     | 40/20      | 46         | 64          | 71.88        |
| 9. Sue Snyder        | 9/41       | 31         | 46          | 67.39        |
| 10. Sylvianne Moisan | 20/42      | 23         | 42          | 54.76        |
| 11. Becky Kemper     | 40/17      | 26         | 42          | 61.90        |
| 12. Penny Steinke    | 43/21      | 36         | 50          | 72.00        |
| 13. Melissa Schindel | 42/13      | 31         | 42          | 73.81        |
| 14. Stacy Robinson   | 43/20      | 38         | 60          | 63.33        |
| 15. Sharon Paddock   | 42/30      | 52         | 72          | 72.22        |
| 16. Tiffany Syring   | 39/45      | 44         | 72          | 61.11        |
| 17. Marlene Ray      | 23/40      | 37         | 58          | 63.79        |
| 18. Pam Aiken        | 42/28      | 46         | 68          | 67.65        |
| 19. Kimmy Stockli    | 41/38      | 40         | 64          | 62.50        |
|                      | <b>589</b> | <b>704</b> | <b>1066</b> | <b>66.04</b> |

### 12. Tiffany Syring 9-10

| OPPONENT             | SCORE      | R          | SHS        | %            |
|----------------------|------------|------------|------------|--------------|
| 1. Debra Brown       | 6/40       | 17         | 32         | 53.13        |
| 2. Sharon Chiddister | 34/40      | 45         | 66         | 68.18        |
| 3. Sue Snyder        | 13/40      | 21         | 36         | 58.33        |
| 4. Joan Elmore       | 14/42      | 19         | 36         | 52.78        |
| 5. Amy Francis       | 42/36      | 41         | 64         | 64.06        |
| 6. Pam Aiken         | 40/21      | 38         | 54         | 70.37        |
| 7. Maxine Griffith   | 25/43      | 40         | 60         | 66.67        |
| 8. Marlene Ray       | 3/40       | 12         | 30         | 40.00        |
| 9. Sylvianne Moisan  | 7/42       | 33         | 54         | 61.11        |
| 10. Tamara Burke     | 13/41      | 13         | 34         | 38.24        |
| 11. Dale LaValley    | 32/41      | 32         | 52         | 61.54        |
| 12. Kimmy Stockli    | 41/28      | 44         | 64         | 68.75        |
| 13. Trisha Hoshaw    | 35/40      | 39         | 60         | 65.00        |
| 14. Penny Steinke    | 40/21      | 35         | 52         | 67.31        |
| 15. Stacy Robinson   | 40/7       | 26         | 38         | 68.42        |
| 16. Terry Beagle     | 45/39      | 44         | 72         | 61.11        |
| 17. Becky Kemper     | 41/34      | 56         | 80         | 70.00        |
| 18. Melissa Schindel | 41/9       | 39         | 50         | 78.00        |
| 19. Sharon Paddock   | 42/20      | 44         | 56         | 78.57        |
|                      | <b>554</b> | <b>638</b> | <b>990</b> | <b>64.44</b> |

### 14. Pam Aiken 7-12

| OPPONENT              | SCORE      | R          | SHS        | %            |
|-----------------------|------------|------------|------------|--------------|
| 1. Kimmy Stockli      | 25/41      | 28         | 46         | 60.87        |
| 2. Tamara Burke       | 40/9       | 39         | 44         | 88.64        |
| 3. Sylvianne Moisan   | 3/41       | 28         | 44         | 63.64        |
| 4. Marlene Ray        | 16/43      | 30         | 50         | 60.00        |
| 5. Penny Steinke      | 41/19      | 31         | 44         | 70.45        |
| 6. Tiffany Syring     | 21/40      | 32         | 54         | 59.26        |
| 7. Sharon Paddock     | 41/29      | 33         | 58         | 56.90        |
| 8. Amy Francis        | 30/41      | 50         | 72         | 69.44        |
| 9. Melissa Schindel   | 45/18      | 33         | 42         | 78.57        |
| 10. Trisha Hoshaw     | 28/42      | 40         | 68         | 58.82        |
| 11. Sue Snyder        | 3/45       | 15         | 30         | 50.00        |
| 12. Debra Brown       | 21/42      | 43         | 64         | 67.19        |
| 13. Stacy Robinson    | 42/17      | 26         | 42         | 61.90        |
| 14. Joan Elmore       | 6/42       | 20         | 36         | 55.56        |
| 15. Becky Kemper      | 41/20      | 31         | 42         | 73.81        |
| 16. Dale LaValley     | 40/5       | 31         | 40         | 77.50        |
| 17. Maxine Griffith   | 20/41      | 33         | 54         | 61.11        |
| 18. Terry Beagle      | 28/42      | 42         | 68         | 61.76        |
| 19. Sharon Chiddister | 38/44      | 67         | 92         | 72.83        |
|                       | <b>529</b> | <b>652</b> | <b>990</b> | <b>65.86</b> |



**15. Kimmy Stockli 7-12**

|     | OPPONENT          | SCORE      | R          | SHS         | %            |
|-----|-------------------|------------|------------|-------------|--------------|
| 1.  | Pam Aiken         | 41/25      | 33         | 46          | 71.74        |
| 2.  | Stacy Robinson    | 44/27      | 32         | 56          | 57.14        |
| 3.  | Dale LaValley     | 16/41      | 34         | 56          | 60.71        |
| 4.  | Penny Steinke     | 44/34      | 30         | 58          | 51.72        |
| 5.  | Maxine Griffith   | 14/40      | 21         | 38          | 55.26        |
| 6.  | Marlene Ray       | 35/40      | 39         | 56          | 69.64        |
| 7.  | Sylvianne Moisan  | 33/43      | 25         | 44          | 56.82        |
| 8.  | Melissa Schindel  | 40/18      | 22         | 40          | 55.00        |
| 9.  | Tamara Burke      | 22/42      | 28         | 50          | 56.00        |
| 10. | Sue Snyder        | 17/42      | 46         | 68          | 67.65        |
| 11. | Debra Brown       | 20/41      | 41         | 60          | 68.33        |
| 12. | Tiffany Syring    | 28/41      | 38         | 64          | 59.38        |
| 13. | Joan Elmore       | 9/40       | 42         | 58          | 72.41        |
| 14. | Sharon Paddock    | 40/11      | 24         | 38          | 63.16        |
| 15. | Trisha Hoshaw     | 44/37      | 47         | 66          | 71.21        |
| 16. | Becky Kemper      | 42/27      | 41         | 62          | 66.13        |
| 17. | Amy Francis       | 27/42      | 40         | 60          | 66.67        |
| 18. | Sharon Chiddister | 10/42      | 15         | 30          | 50.00        |
| 19. | Terry Beagle      | 38/41      | 39         | 64          | 60.94        |
|     |                   | <b>735</b> | <b>816</b> | <b>1028</b> | <b>79.38</b> |

**17. Sharon Paddock 3-16**

|     | OPPONENT          | SCORE      | R          | SHS        | %            |
|-----|-------------------|------------|------------|------------|--------------|
| 1.  | Tamara Burke      | 21/42      | 26         | 40         | 65.00        |
| 2.  | Sylvianne Moisan  | 11/43      | 28         | 48         | 58.33        |
| 3.  | Joan Elmore       | 15/43      | 20         | 38         | 52.63        |
| 4.  | Sue Snyder        | 7/40       | 18         | 38         | 47.37        |
| 5.  | Stacy Robinson    | 41/20      | 30         | 52         | 57.69        |
| 6.  | Debra Brown       | 38/42      | 50         | 72         | 69.44        |
| 7.  | Pam Aiken         | 29/41      | 26         | 58         | 44.83        |
| 8.  | Maxine Griffith   | 11/40      | 26         | 48         | 54.17        |
| 9.  | Amy Francis       | 20/41      | 26         | 48         | 54.17        |
| 10. | Marlene Ray       | 7/40       | 10         | 30         | 33.33        |
| 11. | Sharon Chiddister | 17/42      | 21         | 40         | 52.50        |
| 12. | Trisha Hoshaw     | 16/40      | 19         | 40         | 47.50        |
| 13. | Dale LaValley     | 24/40      | 34         | 60         | 56.67        |
| 14. | Kimmy Stockli     | 11/40      | 14         | 38         | 36.84        |
| 15. | Terry Beagle      | 30/42      | 48         | 72         | 66.67        |
| 16. | Penny Steinke     | 43/15      | 31         | 48         | 64.58        |
| 17. | Melissa Schindel  | 41/19      | 26         | 42         | 61.90        |
| 18. | Becky Kemper      | 13/45      | 31         | 52         | 59.62        |
| 19. | Tiffany Syring    | 20/42      | 37         | 56         | 66.07        |
|     |                   | <b>415</b> | <b>521</b> | <b>920</b> | <b>56.63</b> |

**19. Stacy Robinson 2-17**

|     | OPPONENT          | SCORE      | R          | SHS        | %            |
|-----|-------------------|------------|------------|------------|--------------|
| 1.  | Marlene Ray       | 13/41      | 19         | 38         | 50.00        |
| 2.  | Kimmy Stockli     | 27/44      | 27         | 56         | 48.21        |
| 3.  | Amy Francis       | 26/45      | 37         | 64         | 57.81        |
| 4.  | Maxine Griffith   | 15/44      | 23         | 44         | 52.27        |
| 5.  | Sharon Paddock    | 20/41      | 25         | 52         | 48.08        |
| 6.  | Sylvianne Moisan  | 10/40      | 29         | 48         | 60.42        |
| 7.  | Becky Kemper      | 40/31      | 32         | 56         | 57.14        |
| 8.  | Sue Snyder        | 0/41       | 17         | 32         | 53.13        |
| 9.  | Joan Elmore       | 7/40       | 26         | 42         | 61.90        |
| 10. | Debra Brown       | 22/45      | 27         | 50         | 54.00        |
| 11. | Melissa Schindel  | 38/43      | 38         | 70         | 54.29        |
| 12. | Tamara Burke      | 14/40      | 29         | 48         | 60.42        |
| 13. | Pam Aiken         | 17/42      | 19         | 42         | 45.24        |
| 14. | Terry Beagle      | 20/43      | 30         | 60         | 50.00        |
| 15. | Tiffany Syring    | 7/40       | 17         | 38         | 44.74        |
| 16. | Sharon Chiddister | 30/40      | 20         | 44         | 45.45        |
| 17. | Trisha Hoshaw     | 12/41      | 20         | 46         | 43.48        |
| 18. | Penny Steinke     | 41/20      | 33         | 52         | 63.46        |
| 19. | Dale LaValley     | 11/40      | 12         | 32         | 37.50        |
|     |                   | <b>370</b> | <b>480</b> | <b>914</b> | <b>52.52</b> |

**16. Becky Kemper 3-16**

|     | OPPONENT          | SCORE      | R          | SHS        | %           |
|-----|-------------------|------------|------------|------------|-------------|
| 1.  | Joan Elmore       | 1/42       | 3          | 22         | 13.64       |
| 2.  | Sue Snyder        | 7/42       | 37         | 60         | 61.67       |
| 3.  | Tamara Burke      | 9/45       | 37         | 58         | 63.79       |
| 4.  | Debra Brown       | 3/42       | 10         | 26         | 38.46       |
| 5.  | Marlene Ray       | 12/42      | 29         | 50         | 58.00       |
| 6.  | Sharon Chiddister | 19/40      | 26         | 44         | 59.09       |
| 7.  | Stacy Robinson    | 31/40      | 28         | 56         | 50.00       |
| 8.  | Sylvianne Moisan  | 10/41      | 28         | 48         | 58.33       |
| 9.  | Maxine Griffith   | 29/40      | 30         | 68         | 44.12       |
| 10. | Amy Francis       | 5/41       | 13         | 36         | 36.11       |
| 11. | Terry Beagle      | 17/40      | 18         | 42         | 42.86       |
| 12. | Dale LaValley     | 27/40      | 38         | 62         | 61.29       |
| 13. | Penny Steinke     | 42/23      | 28         | 46         | 60.87       |
| 14. | Trisha Hoshaw     | 31/41      | 54         | 84         | 64.29       |
| 15. | Pam Aiken         | 20/41      | 24         | 42         | 57.14       |
| 16. | Kimmy Stockli     | 27/42      | 35         | 62         | 56.45       |
| 17. | Tiffany Syring    | 34/41      | 53         | 80         | 66.25       |
| 18. | Sharon Paddock    | 45/13      | 41         | 52         | 78.85       |
| 19. | Melissa Schindel  | 40/23      | 28         | 46         | 60.87       |
|     |                   | <b>715</b> | <b>674</b> | <b>874</b> | <b>7.12</b> |

**18. Melissa Schindel 2-17**

|     | OPPONENT          | SCORE      | R          | SHS        | %            |
|-----|-------------------|------------|------------|------------|--------------|
| 1.  | Sue Snyder        | 10/42      | 20         | 36         | 55.56        |
| 2.  | Joan Elmore       | 7/40       | 11         | 26         | 42.31        |
| 3.  | Debra Brown       | 6/42       | 15         | 32         | 46.88        |
| 4.  | Tamara Burke      | 3/40       | 11         | 28         | 39.29        |
| 5.  | Sylvianne Moisan  | 10/40      | 18         | 34         | 52.94        |
| 6.  | Amy Francis       | 6/40       | 21         | 40         | 52.50        |
| 7.  | Marlene Ray       | 13/40      | 26         | 46         | 56.52        |
| 8.  | Kimmy Stockli     | 18/40      | 17         | 40         | 42.50        |
| 9.  | Pam Aiken         | 18/45      | 25         | 42         | 59.52        |
| 10. | Sharon Chiddister | 21/40      | 23         | 40         | 57.50        |
| 11. | Stacy Robinson    | 43/38      | 39         | 70         | 55.71        |
| 12. | Maxine Griffith   | 42/21      | 31         | 42         | 73.81        |
| 13. | Terry Beagle      | 13/42      | 22         | 42         | 52.38        |
| 14. | Dale LaValley     | 11/40      | 13         | 32         | 40.63        |
| 15. | Penny Steinke     | 23/41      | 19         | 40         | 47.50        |
| 16. | Trisha Hoshaw     | 17/40      | 25         | 46         | 54.35        |
| 17. | Sharon Paddock    | 19/41      | 20         | 42         | 47.62        |
| 18. | Tiffany Syring    | 9/41       | 29         | 50         | 58.00        |
| 19. | Becky Kemper      | 23/40      | 23         | 46         | 50.00        |
|     |                   | <b>312</b> | <b>408</b> | <b>774</b> | <b>52.71</b> |

**20. Penny Steinke 1-18**

|     | OPPONENT          | SCORE      | R          | SHS        | %            |
|-----|-------------------|------------|------------|------------|--------------|
| 1.  | Maxine Griffith   | 20/40      | 27         | 46         | 58.70        |
| 2.  | Amy Francis       | 22/44      | 18         | 42         | 42.86        |
| 3.  | Marlene Ray       | 15/43      | 29         | 52         | 55.77        |
| 4.  | Kimmy Stockli     | 34/44      | 29         | 58         | 50.00        |
| 5.  | Pam Aiken         | 19/41      | 25         | 44         | 56.82        |
| 6.  | Sue Snyder        | 4/40       | 7          | 26         | 26.92        |
| 7.  | Debra Brown       | 3/41       | 15         | 30         | 50.00        |
| 8.  | Tamara Burke      | 24/40      | 29         | 50         | 58.00        |
| 9.  | Sharon Chiddister | 33/42      | 30         | 54         | 55.56        |
| 10. | Joan Elmore       | 6/40       | 12         | 28         | 42.86        |
| 11. | Sylvianne Moisan  | 2/41       | 14         | 32         | 43.75        |
| 12. | Terry Beagle      | 21/43      | 29         | 50         | 58.00        |
| 13. | Becky Kemper      | 23/42      | 21         | 46         | 45.65        |
| 14. | Tiffany Syring    | 21/40      | 31         | 52         | 59.62        |
| 15. | Melissa Schindel  | 41/23      | 24         | 40         | 60.00        |
| 16. | Sharon Paddock    | 15/43      | 23         | 48         | 47.92        |
| 17. | Dale LaValley     | 15/42      | 31         | 52         | 59.62        |
| 18. | Stacy Robinson    | 20/41      | 26         | 52         | 50.00        |
| 19. | Trisha Hoshaw     | 24/40      | 31         | 54         | 57.41        |
|     |                   | <b>362</b> | <b>451</b> | <b>856</b> | <b>52.69</b> |



# WOMEN'S DIVISION



| Class A - Women's |                   | State | W-L       | Points | Rngrs | Shoes | %     |
|-------------------|-------------------|-------|-----------|--------|-------|-------|-------|
| 1.                | Gert Wilcziek     | WI    | 12 -3     | 439    | 463   | 600   | 77.17 |
| 2.                | Sue Snyder        | IN    | 11 -4     | 455    | 494   | 600   | 82.33 |
| 3.                | Debra Brown       | VT    | 10.5 -4.5 | 384    | 457   | 600   | 76.17 |
| 4.                | Rivers Prewette   | NC    | 10.5 -4.5 | 405    | 452   | 600   | 75.33 |
| 5.                | Sheila Shepard    | CO    | 10 -5     | 365    | 468   | 600   | 78.00 |
| 6.                | Joan Elmore       | TN    | 10 -5     | 336    | 462   | 600   | 77.00 |
| 7.                | Maxine Griffith   | TN    | 10 -5     | 354    | 433   | 600   | 72.17 |
| 8.                | Sylvianne Moisan  | PQ    | 8 -7      | 312    | 445   | 600   | 74.17 |
| 9.                | Marlene Ray       | TN    | 8 -7      | 314    | 415   | 600   | 69.17 |
| 10.               | Amy Francis       | OH    | 7 -8      | 300    | 418   | 600   | 69.67 |
| 11.               | Tamara Burke      | WV    | 6 -9      | 358    | 448   | 600   | 74.67 |
| 12.               | Sharon Chiddister | IN    | 5 -10     | 302    | 398   | 600   | 66.33 |
| 13.               | Pam Aiken         | WI    | 5 -10     | 322    | 397   | 600   | 66.17 |
| 14.               | Terry Beagle      | MI    | 5 -10     | 300    | 384   | 600   | 64.00 |
| 15.               | Connie Reimer     | IN    | 2 -13     | 241    | 351   | 600   | 58.50 |

| Class B - Women's |                 | State | W-L       | Points | Rngrs | Shoes | %     |
|-------------------|-----------------|-------|-----------|--------|-------|-------|-------|
| 1.                | Penny Steinke   | WI    | 14 -2     | 504    | 388   | 640   | 60.63 |
| 2.                | Stacy Robinson  | MI    | 13 -3     | 564    | 398   | 640   | 62.19 |
| 3.                | Dale LaValley   | NH    | 12 -3     | 509    | 372   | 600   | 62.00 |
| 4.                | Marlene Cooper  | OH    | 9 -6      | 411    | 354   | 600   | 59.00 |
| 5.                | Trisha Hoshaw   | AZ    | 9 -6      | 444    | 347   | 600   | 57.83 |
| 6.                | Becky Kemper    | KY    | 9 -6      | 457    | 332   | 600   | 55.33 |
| 7.                | Tiffany Syring  | MN    | 8 -7      | 433    | 333   | 600   | 55.50 |
| 8.                | Carol Sperber   | WA    | 8 -7      | 402    | 297   | 600   | 49.50 |
| 9.                | Judy Dennis     | MI    | 7.5 -7.5  | 412    | 295   | 600   | 49.17 |
| 10.               | Mary Lee Claise | IN    | 7 -8      | 415    | 310   | 600   | 51.67 |
| 11.               | Roena Branson   | MO    | 6.5 -8.5  | 390    | 327   | 600   | 54.50 |
| 12.               | Rosalie Judy    | WV    | 6.5 -8.5  | 406    | 312   | 600   | 52.00 |
| 13.               | Edi Holland     | MN    | 6 -9      | 383    | 316   | 600   | 52.67 |
| 14.               | Sheryll Card    | MI    | 4.5 -10.5 | 328    | 277   | 600   | 46.17 |
| 15.               | Renee Cowan     | VA    | 1 -14     | 251    | 255   | 600   | 42.50 |

| Class C - Women's |                  | State | W-L       | Points | Rngrs | Shoes | %     |
|-------------------|------------------|-------|-----------|--------|-------|-------|-------|
| 1.                | Kimmy Stockli    | CA    | 15 -0     | 633    | 386   | 600   | 64.33 |
| 2.                | Angeline Moisan  | PQ    | 13 -2     | 601    | 351   | 600   | 58.50 |
| 3.                | Mary Matuke      | MN    | 11.5 -3.5 | 516    | 340   | 600   | 56.67 |
| 4.                | Janet Larson     | MN    | 11 -4     | 545    | 322   | 600   | 53.67 |
| 5.                | Melissa Schindel | OH    | 10 -5     | 511    | 331   | 600   | 55.17 |
| 6.                | Pat Pertuit      | LA    | 10 -5     | 389    | 289   | 600   | 48.17 |
| 7.                | Tina Hawkins     | OK    | 9 -6      | 499    | 313   | 600   | 52.17 |
| 8.                | Audra Craven     | MO    | 8 -7      | 484    | 322   | 600   | 53.67 |
| 9.                | Daisy Franko     | OH    | 7 -8      | 430    | 293   | 600   | 48.83 |
| 10.               | Marlys Timm      | MN    | 7 -8      | 460    | 285   | 600   | 47.50 |
| 11.               | Carol A Peterson | ND    | 5.5 -9.5  | 301    | 235   | 600   | 39.17 |
| 12.               | Deborah Michaud  | MA    | 5 -10     | 324    | 261   | 600   | 43.50 |
| 13.               | Julie A Bernard  | NY    | 5 -10     | 373    | 247   | 600   | 41.17 |
| 14.               | Vicki Belcher    | KY    | 2 -13     | 306    | 220   | 600   | 36.67 |
| 15.               | OraLee Jeardoe   | KS    | 0 -6      | 39     | 23    | 240   | 9.58  |

| Class D - Women's |                     | State | W-L       | Points | Rngrs | Shoes | %     |
|-------------------|---------------------|-------|-----------|--------|-------|-------|-------|
| 1.                | Sara Otto           | MN    | 14 -1     | 505    | 318   | 600   | 53.00 |
| 2.                | Sharon Paddock      | CA    | 11.5 -3.5 | 501    | 338   | 600   | 56.33 |
| 3.                | Mary Williams       | AZ    | 10.5 -4.5 | 453    | 330   | 600   | 55.00 |
| 4.                | Jenny D Morris      | IN    | 9 -6      | 443    | 325   | 600   | 54.17 |
| 5.                | Jan Knaub           | CO    | 9 -6      | 460    | 322   | 600   | 53.67 |
| 6.                | Aleena Cook         | WI    | 9 -6      | 393    | 278   | 600   | 46.33 |
| 7.                | Georgia McCormick   | VT    | 8.5 -6.5  | 387    | 296   | 600   | 49.33 |
| 8.                | Sandy Dehart        | OH    | 8 -7      | 428    | 320   | 600   | 53.33 |
| 9.                | Sandra Gates        | MI    | 8 -7      | 440    | 288   | 600   | 48.00 |
| 10.               | Carolyn F Slaughter | NY    | 5.5 -9.5  | 376    | 278   | 600   | 46.33 |
| 11.               | Karen Goldizen      | MO    | 5.5 -9.5  | 342    | 253   | 600   | 42.17 |
| 12.               | Deanna Foss         | MN    | 5 -10     | 366    | 275   | 600   | 45.83 |
| 13.               | Crystal Sheehan     | MN    | 5 -10     | 303    | 268   | 600   | 44.67 |
| 14.               | Edie McKinney       | WI    | 5 -10     | 297    | 234   | 600   | 39.00 |
| 15.               | Linda Hycnar        | IL    | 4.5 -10.5 | 275    | 229   | 600   | 38.17 |
| 16.               | Marion Thomsen      | NE    | 2 -3      | 126    | 84    | 200   | 42.00 |



| Class E - Women's |                   | State | W-L       | Points | Rngrs | Shoes | %     |
|-------------------|-------------------|-------|-----------|--------|-------|-------|-------|
| 1.                | Barbara Goff      | OK    | 11 -4     | 438    | 260   | 600   | 43.33 |
| 2.                | Mary Trollope     | KS    | 10.5 -4.5 | 477    | 271   | 600   | 45.17 |
| 3.                | Karen Kanner      | OH    | 10.5 -4.5 | 502    | 269   | 600   | 44.83 |
| 4.                | Donra McCown      | MO    | 10 -5     | 467    | 262   | 600   | 43.67 |
| 5.                | Laurie Ritchie    | KY    | 10 -5     | 430    | 260   | 600   | 43.33 |
| 6.                | Mary Fimbres      | AZ    | 10 -5     | 446    | 252   | 600   | 42.00 |
| 7.                | Shernetta Edwards | NC    | 8.5 -6.5  | 407    | 257   | 600   | 42.83 |
| 8.                | Mary Sproessig    | FL    | 7 -8      | 393    | 246   | 600   | 41.00 |
| 9.                | Ree Cutright      | MO    | 7 -8      | 445    | 240   | 600   | 40.00 |
| 10.               | Sharon Boehringer | OH    | 6.5 -8.5  | 401    | 252   | 600   | 42.00 |
| 11.               | Delrose Fuchs     | MN    | 6.5 -8.5  | 405    | 231   | 600   | 38.50 |
| 12.               | April Lynch       | MN    | 6 -9      | 403    | 243   | 600   | 40.50 |
| 13.               | Mary Beeson       | MO    | 6 -9      | 355    | 186   | 600   | 31.00 |
| 14.               | Elaine Troullier  | WI    | 5.5 -9.5  | 398    | 222   | 600   | 37.00 |
| 15.               | Gloria Smith      | WI    | 3 -12     | 268    | 153   | 600   | 25.50 |
| 16.               | Alycene Hensley   | OK    | 2 -13     | 292    | 158   | 600   | 26.33 |



| Class F - Women's |                   | State | W-L       | Points | Rngrs | Shoes | %     |
|-------------------|-------------------|-------|-----------|--------|-------|-------|-------|
| 1.                | Carolyn Schneider | NE    | 15 -0     | 596    | 286   | 600   | 47.67 |
| 2.                | Kiri Cook         | WI    | 11.5 -3.5 | 496    | 272   | 600   | 45.33 |
| 3.                | Cindy Rose        | OH    | 11 -4     | 498    | 282   | 600   | 47.00 |
| 4.                | Jackie Jones      | CO    | 11 -4     | 503    | 240   | 600   | 40.00 |
| 5.                | Jo Ann Stanford   | TN    | 10.5 -4.5 | 483    | 256   | 600   | 42.67 |
| 6.                | Jo an Douglas     | PA    | 10 -5     | 485    | 246   | 600   | 41.00 |
| 7.                | Sylvia Burggraff  | MN    | 9 -6      | 475    | 242   | 600   | 40.33 |
| 8.                | Sue Stubbs        | IN    | 8 -7      | 440    | 236   | 600   | 39.33 |
| 9.                | Deb Davis         | IA    | 8 -7      | 446    | 233   | 600   | 38.83 |
| 10.               | Dawn Clark        | PA    | 7 -8      | 411    | 233   | 600   | 38.83 |
| 11.               | Phyllis Quist     | WA    | 5 -10     | 322    | 188   | 600   | 31.33 |
| 12.               | Joann Jones       | MO    | 5 -10     | 299    | 147   | 600   | 24.50 |
| 13.               | Kristy Klejch     | IA    | 3 -12     | 318    | 182   | 600   | 30.33 |
| 14.               | Dee McIntire      | MO    | 3 -12     | 320    | 171   | 600   | 28.50 |
| 15.               | Bonnie Holland    | MN    | 3 -12     | 315    | 167   | 600   | 27.83 |



| Class G - Women's |                   | State | W-L       | Points | Rngrs | Shoes | %     |
|-------------------|-------------------|-------|-----------|--------|-------|-------|-------|
| 1.                | Kammie Anderson   | ND    | 12 -3     | 492    | 241   | 600   | 40.17 |
| 2.                | Judy B. Phillips  | NC    | 11 -4     | 444    | 252   | 600   | 42.00 |
| 3.                | Pearl Platero     | NM    | 11 -4     | 461    | 237   | 600   | 39.50 |
| 4.                | Krystal Gabel     | NE    | 11 -4     | 460    | 232   | 600   | 38.67 |
| 5.                | Betty B Weakley   | VA    | 8 -7      | 413    | 219   | 600   | 36.50 |
| 6.                | Laura Johnson     | MO    | 8 -7      | 370    | 212   | 600   | 35.33 |
| 7.                | Debbie Harris     | MO    | 8 -7      | 382    | 206   | 600   | 34.33 |
| 8.                | Shari Sayler      | ID    | 8 -7      | 404    | 202   | 600   | 33.67 |
| 9.                | Suzanne Miller    | GA    | 8 -7      | 377    | 197   | 600   | 32.83 |
| 10.               | Angela DiRaimo    | MO    | 7 -8      | 356    | 164   | 600   | 27.33 |
| 11.               | Tina Press        | IL    | 6 -9      | 348    | 188   | 600   | 31.33 |
| 12.               | Kayla Kvacik      | KS    | 6 -9      | 366    | 186   | 600   | 31.00 |
| 13.               | Margaret Pineda   | CO    | 5.5 -9.5  | 365    | 182   | 600   | 30.33 |
| 14.               | Catherine Ziemann | MN    | 4.5 -10.5 | 374    | 201   | 600   | 33.50 |
| 15.               | Connie Warrens    | OH    | 4.5 -10.5 | 340    | 159   | 600   | 26.50 |
| 16.               | Jean Bullington   | GA    | 1.5 -13.5 | 279    | 153   | 600   | 25.50 |



| Class H - Women's |                   | State | W-L       | Points | Rngrs | Shoes | %     |
|-------------------|-------------------|-------|-----------|--------|-------|-------|-------|
| 1.                | Helen Velasquez   | MO    | 12.5 -2.5 | 494    | 221   | 600   | 36.83 |
| 2.                | Kerri Alderson    | ON    | 11 -4     | 476    | 204   | 600   | 34.00 |
| 3.                | Joanne Wothke     | IN    | 11 -4     | 430    | 188   | 600   | 31.33 |
| 4.                | Mary Ann Sheehan  | MN    | 9.5 -5.5  | 435    | 219   | 600   | 36.50 |
| 5.                | Paula Mead        | MN    | 9 -6      | 452    | 203   | 600   | 33.83 |
| 6.                | Tammy Wild        | MN    | 9 -6      | 419    | 190   | 600   | 31.67 |
| 7.                | Tera Schusted     | MN    | 8.5 -6.5  | 469    | 218   | 600   | 36.33 |
| 8.                | Jeanette McCarthy | WA    | 8 -7      | 454    | 211   | 600   | 35.17 |
| 9.                | Georgia Burke     |       | 8 -7      | 399    | 176   | 600   | 29.33 |
| 10.               | Shirley Sprague   |       | 8 -7      | 392    | 170   | 600   | 28.33 |
| 11.               | Danielle Rakstad  | IL    | 6.5 -8.5  | 347    | 158   | 600   | 26.33 |
| 12.               | Dorothy Boyd      | MN    | 6 -9      | 321    | 131   | 600   | 21.83 |
| 13.               | Nina Pearson      | CO    | 5.5 -9.5  | 329    | 154   | 600   | 25.67 |
| 14.               | Heather Drozd     | NE    | 4.5 -10.5 | 305    | 151   | 600   | 25.17 |
| 15.               | Mary Denzin       | MN    | 2.5 -12.5 | 305    | 124   | 600   | 20.67 |
| 16.               | Cecelia Trossen   | WI    | 0.5 -14.5 | 204    | 93    | 600   | 15.50 |



# WOMEN'S DIVISION



# WOMEN'S DIVISION



| Class I - Women's |                   | State | W-L       | Points | Rngrs | Shoes | %     |
|-------------------|-------------------|-------|-----------|--------|-------|-------|-------|
| 1.                | Margo Karrer      | MI    | 13 -2     | 545    | 220   | 600   | 36.67 |
| 2.                | Lillian Stromberg | CO    | 12 -3     | 513    | 229   | 600   | 38.17 |
| 3.                | Karen Murphy      | OR    | 10.5 -4.5 | 405    | 150   | 600   | 25.00 |
| 4.                | Victoria Highley  | MO    | 9.5 -5.5  | 473    | 184   | 600   | 30.67 |
| 5.                | Adrienne Koonce   | IL    | 9 -6      | 370    | 180   | 600   | 30.00 |
| 6.                | Linda Odom        | NC    | 9 -6      | 402    | 173   | 600   | 28.83 |
| 7.                | Pat McLain        | IN    | 9 -6      | 367    | 142   | 600   | 23.67 |
| 8.                | Suzanne Evans     | MO    | 8.5 -6.5  | 353    | 135   | 600   | 22.50 |
| 9.                | Rose Gibson       | IL    | 8 -7      | 362    | 148   | 600   | 24.67 |
| 10.               | Shirley Blake     | SD    | 8 -7      | 367    | 126   | 600   | 21.00 |
| 11.               | Lisa Kostuck      | MN    | 6.5 -8.5  | 373    | 130   | 600   | 21.67 |
| 12.               | Patti Oakes       | MN    | 5 -10     | 345    | 132   | 600   | 22.00 |
| 13.               | Donna Bastel      | MO    | 4 -11     | 363    | 141   | 600   | 23.50 |
| 14.               | June Yohn         | IL    | 3.5 -11.5 | 308    | 103   | 600   | 17.17 |
| 15.               | Vicki Hayes       | PA    | 3 -12     | 303    | 126   | 600   | 21.00 |
| 16.               | Melody Williams   | MO    | 1.5 -13.5 | 211    | 74    | 600   | 12.33 |

| Class J - Women's |                  | State | W-L       | Points | Rngrs | Shoes | %     |
|-------------------|------------------|-------|-----------|--------|-------|-------|-------|
| 1.                | Joan Arce        | AZ    | 14 -1     | 581    | 245   | 600   | 40.83 |
| 2.                | Roxanne Navratil | CT    | 12 -3     | 479    | 192   | 600   | 32.00 |
| 3.                | Trudy Oye        | WA    | 12 -3     | 428    | 154   | 600   | 25.67 |
| 4.                | Cheryl Potter    | IN    | 11 -4     | 447    | 170   | 600   | 28.33 |
| 5.                | Debbie Plummer   | KS    | 10 -5     | 407    | 148   | 600   | 24.67 |
| 6.                | Heather Wagner   | MN    | 9 -6      | 290    | 135   | 600   | 22.50 |
| 7.                | Mary Holley      | AB    | 8.5 -6.5  | 337    | 119   | 600   | 19.83 |
| 8.                | Cheryle Andrea   | MN    | 8 -7      | 294    | 137   | 600   | 22.83 |
| 9.                | Connie Trautwein | MO    | 8 -7      | 313    | 120   | 600   | 20.00 |
| 10.               | Lu Cave          | MN    | 6.5 -8.5  | 308    | 138   | 600   | 23.00 |
| 11.               | Maryanne Dopler  | CO    | 5.5 -4.5  | 249    | 108   | 400   | 27.00 |
| 12.               | Rhonda Kohel     | NE    | 5 -10     | 247    | 97    | 600   | 16.17 |
| 13.               | Sally Grooms     | NE    | 4.5 -10.5 | 316    | 136   | 600   | 22.67 |
| 14.               | Sonya Pelzer     | NE    | 3 -12     | 220    | 95    | 600   | 15.83 |
| 15.               | Rita Dyer        | FL    | 2 -13     | 203    | 70    | 600   | 11.67 |

| Class K - Women's |                  | State | W-L       | Points | Rngrs | Shoes | %     |
|-------------------|------------------|-------|-----------|--------|-------|-------|-------|
| 1.                | Miki Bendickson  | ND    | 14 -2     | 602    | 182   | 640   | 28.44 |
| 2.                | Barbara Campbell | ME    | 13 -3     | 525    | 177   | 640   | 27.66 |
| 3.                | Robyn Holland    | MN    | 11.5 -3.5 | 397    | 127   | 600   | 21.17 |
| 4.                | Carol Holmes     | NE    | 11.5 -3.5 | 320    | 67    | 600   | 11.17 |
| 5.                | Bobbie Kahrig    | OH    | 9 -6      | 334    | 96    | 600   | 16.00 |
| 6.                | Barb Foster      | IL    | 9 -6      | 331    | 81    | 600   | 13.50 |
| 7.                | Gail Maher       | IA    | 8.5 -6.5  | 381    | 121   | 600   | 20.17 |
| 8.                | Lori Stephens    | IL    | 8.5 -6.5  | 302    | 85    | 600   | 14.17 |
| 9.                | Kimberly Stover  | SD    | 7.5 -7.5  | 371    | 107   | 600   | 17.83 |
| 10.               | Anna Combs       | TX    | 7 -8      | 223    | 36    | 600   | 6.00  |
| 11.               | Linda Kahrig     | OH    | 5.5 -9.5  | 261    | 59    | 600   | 9.83  |
| 12.               | Heather Shanks   | IL    | 5.5 -9.5  | 230    | 58    | 600   | 9.67  |
| 13.               | Becky Goers      | IL    | 5 -10     | 224    | 42    | 600   | 7.00  |
| 14.               | Mary Jo Barker   | IA    | 4.5 -10.5 | 264    | 55    | 600   | 9.17  |
| 15.               | Caryn Davis      | WI    | 1 -14     | 160    | 30    | 600   | 5.00  |
| 16.               | Ann Hagman       | MN    | 0 -15     | 120    | 29    | 600   | 4.83  |

## Stay Informed / Keep Subscription Current

Don't let your "Horseshoe Pitching Newline" subscription lapse. Check the expiration date on the mailing label. If it is 10/01/10, this is your last issue and you should mail a renewal now.

### NHPA "Horseshoe Pitching Newline" Subscription Renewal Form

Name: \_\_\_\_\_  
 Address: \_\_\_\_\_  
 City/State/Zip: \_\_\_\_\_  
 Phone: \_\_\_\_\_

New Subscriber     Renewal  
 Subscription Price:     One Year - \$12.00  
                                    Two Years - \$22.00    Add \$8.00 per year  
                                    Three Years - \$30.00    for First Class Mailing.

Issues to Canada must be mailed First Class; subscription cost is \$20.00, \$38.00 or \$54.00 (US Funds Only)

Make checks payable and mail with form to:  
 NHPA Secretary/Treasurer  
 3085 76th Street  
 Franksville, WI 53126

If you have missed an issue, limited copies of most back issues are available for \$3.00 (World Tournament issues are \$5.00)

Send all back copy requests with payment to: Horseshoe Pitching Newline Editor, PO Box 536, Webberville, MI 48892-0536



# SENIOR WOMENS DIVISION CHAMPIONSHIP CLASS 2010 WORLD TOURNAMENT



## SENIOR WOMEN'S DIVISION

|    |                 | State | W-L | Ringers | Pts | Shoes | Ringer % |
|----|-----------------|-------|-----|---------|-----|-------|----------|
| 1. | Sheila Shepard  | CO    | 7-0 | 292     | 257 | 354   | 72.60    |
| 2. | Gert Wilcziek   | WI    | 6-1 | 265     | 263 | 388   | 67.78    |
| 3. | Rivers Prewette | NC    | 5-2 | 267     | 244 | 326   | 74.85    |
| 4. | Connie Reimer   | IN    | 3-4 | 214     | 268 | 420   | 63.81    |
| 5. | Angeline Moisan | PQ    | 2-5 | 211     | 228 | 392   | 58.16    |
| 6. | Marlene Cooper  | OH    | 2-5 | 210     | 201 | 364   | 55.22    |
| 7. | Jenny D Morris  | IN    | 2-5 | 157     | 174 | 362   | 48.07    |
| 8. | Roena Branson   | MO    | 1-6 | 126     | 147 | 306   | 48.04    |

### 1. Sheila Shepard 7-0

| OPPONENT           | SCORE      | R          | SHS        | %            |
|--------------------|------------|------------|------------|--------------|
| 1. Jenny D Morris  | 42/11      | 35         | 46         | 76.09        |
| 2. Angeline Moisan | 41/32      | 51         | 70         | 72.86        |
| 3. Roena Branson   | 41/3       | 26         | 30         | 86.67        |
| 4. Connie Reimer   | 40/27      | 42         | 62         | 67.74        |
| 5. Marlene Cooper  | 41/12      | 21         | 32         | 65.63        |
| 6. Rivers Prewette | 45/37      | 48         | 66         | 72.73        |
| 7. Gert Wilcziek   | 42/22      | 34         | 48         | 70.83        |
|                    | <b>292</b> | <b>257</b> | <b>354</b> | <b>72.60</b> |

### 2. Gert Wilcziek 6-1

| OPPONENT           | SCORE      | R          | SHS        | %            |
|--------------------|------------|------------|------------|--------------|
| 1. Roena Branson   | 41/5       | 36         | 44         | 81.82        |
| 2. Connie Reimer   | 40/26      | 52         | 68         | 76.47        |
| 3. Angeline Moisan | 41/34      | 46         | 66         | 69.70        |
| 4. Jenny D Morris  | 41/25      | 31         | 54         | 57.41        |
| 5. Rivers Prewette | 40/19      | 37         | 46         | 80.43        |
| 6. Marlene Cooper  | 40/37      | 33         | 62         | 53.23        |
| 7. Sheila Shepard  | 22/42      | 28         | 48         | 58.33        |
|                    | <b>265</b> | <b>263</b> | <b>388</b> | <b>67.78</b> |

### 3. Rivers Prewette 5-2

| OPPONENT           | SCORE      | R          | SHS        | %            |
|--------------------|------------|------------|------------|--------------|
| 1. Angeline Moisan | 44/15      | 41         | 52         | 78.85        |
| 2. Jenny D Morris  | 43/1       | 33         | 38         | 86.84        |
| 3. Connie Reimer   | 42/16      | 33         | 44         | 75.00        |
| 4. Roena Branson   | 42/4       | 27         | 36         | 75.00        |
| 5. Gert Wilcziek   | 19/40      | 30         | 46         | 65.22        |
| 6. Sheila Shepard  | 37/45      | 46         | 66         | 69.70        |
| 7. Marlene Cooper  | 40/14      | 34         | 44         | 77.27        |
|                    | <b>267</b> | <b>244</b> | <b>326</b> | <b>74.85</b> |

### 4. Connie Reimer 3-4

| OPPONENT           | SCORE      | R          | SHS        | %            |
|--------------------|------------|------------|------------|--------------|
| 1. Marlene Cooper  | 42/29      | 55         | 82         | 67.07        |
| 2. Gert Wilcziek   | 26/40      | 48         | 68         | 70.59        |
| 3. Rivers Prewette | 16/42      | 25         | 44         | 56.82        |
| 4. Sheila Shepard  | 27/40      | 37         | 62         | 59.68        |
| 5. Jenny D Morris  | 21/44      | 38         | 68         | 55.88        |
| 6. Roena Branson   | 41/11      | 27         | 38         | 71.05        |
| 7. Angeline Moisan | 41/19      | 38         | 58         | 65.52        |
|                    | <b>214</b> | <b>268</b> | <b>420</b> | <b>63.81</b> |

### 5. Angeline Moisan 2-5

| OPPONENT           | SCORE      | R          | SHS        | %            |
|--------------------|------------|------------|------------|--------------|
| 1. Rivers Prewette | 15/44      | 31         | 52         | 59.62        |
| 2. Sheila Shepard  | 32/41      | 47         | 70         | 67.14        |
| 3. Gert Wilcziek   | 34/41      | 45         | 66         | 68.18        |
| 4. Marlene Cooper  | 27/45      | 26         | 48         | 54.17        |
| 5. Roena Branson   | 43/23      | 22         | 42         | 52.38        |
| 6. Jenny D Morris  | 41/20      | 26         | 56         | 46.43        |
| 7. Connie Reimer   | 19/41      | 31         | 58         | 53.45        |
|                    | <b>211</b> | <b>228</b> | <b>392</b> | <b>58.16</b> |

### 6. Marlene Cooper 2-5

| OPPONENT           | SCORE      | R          | SHS        | %            |
|--------------------|------------|------------|------------|--------------|
| 1. Connie Reimer   | 29/42      | 49         | 82         | 59.76        |
| 2. Roena Branson   | 28/45      | 27         | 56         | 48.21        |
| 3. Jenny D Morris  | 45/16      | 20         | 40         | 50.00        |
| 4. Angeline Moisan | 45/27      | 33         | 48         | 68.75        |
| 5. Sheila Shepard  | 12/41      | 12         | 32         | 37.50        |
| 6. Gert Wilcziek   | 37/40      | 34         | 62         | 54.84        |
| 7. Rivers Prewette | 14/40      | 26         | 44         | 59.09        |
|                    | <b>210</b> | <b>201</b> | <b>364</b> | <b>55.22</b> |



### 7. Jenny D Morris 2-5

|    | OPPONENT        | SCORE      | R          | SHS        | %            |
|----|-----------------|------------|------------|------------|--------------|
| 1. | Sheila Shepard  | 11/42      | 26         | 46         | 56.52        |
| 2. | Rivers Prewette | 1/43       | 20         | 38         | 52.63        |
| 3. | Marlene Cooper  | 16/45      | 12         | 40         | 30.00        |
| 4. | Gert Wilcziek   | 25/41      | 25         | 54         | 46.30        |
| 5. | Connie Reimer   | 44/21      | 46         | 68         | 67.65        |
| 6. | Angeline Moisan | 20/41      | 19         | 56         | 33.93        |
| 7. | Roena Branson   | 40/35      | 26         | 60         | 43.33        |
|    |                 | <b>157</b> | <b>174</b> | <b>362</b> | <b>48.07</b> |

### 8. Roena Branson 1-6

|    | OPPONENT        | SCORE      | R          | SHS        | %            |
|----|-----------------|------------|------------|------------|--------------|
| 1. | Gert Wilcziek   | 5/41       | 24         | 44         | 54.55        |
| 2. | Marlene Cooper  | 45/28      | 34         | 56         | 60.71        |
| 3. | Sheila Shepard  | 3/41       | 14         | 30         | 46.67        |
| 4. | Rivers Prewette | 4/42       | 15         | 36         | 41.67        |
| 5. | Angeline Moisan | 23/43      | 16         | 42         | 38.10        |
| 6. | Connie Reimer   | 11/41      | 18         | 38         | 47.37        |
| 7. | Jenny D Morris  | 35/40      | 26         | 60         | 43.33        |
|    |                 | <b>126</b> | <b>147</b> | <b>306</b> | <b>48.04</b> |

## JUNIOR BOYS DIVISION CHAMPIONSHIP CLASS 2010 WORLD TOURNAMENT



### JUNIOR BOYS DIVISION

|     | State                  | W-L | Ringers | Pts | Shoes | Ringer % |       |
|-----|------------------------|-----|---------|-----|-------|----------|-------|
| 1.  | Matt Fuller            | WA  | 9-0     | 384 | 321   | 416      | 77.16 |
| 2.  | Gavin Kahrig           | OH  | 8-1     | 358 | 294   | 434      | 67.74 |
| 3.  | Joshua Bowerman        | NY  | 6-3     | 322 | 277   | 438      | 63.24 |
| 4.  | Joey Mueller           | MN  | 6-3     | 298 | 236   | 414      | 57.00 |
| 5.  | Martin Ross Williams   | MO  | 5-4     | 280 | 255   | 420      | 60.71 |
| 6.  | Scotty Lumb            | ON  | 5-4     | 266 | 264   | 448      | 58.93 |
| 7.  | Dalton Rakestraw       | MO  | 2-7     | 175 | 198   | 372      | 53.23 |
| 8.  | Steve Drozd            | NE  | 2-7     | 261 | 231   | 438      | 52.74 |
| 9.  | Clayton Bonham III     | MI  | 1-8     | 180 | 213   | 402      | 52.99 |
| 10. | Richard (Richie) Ochoa | TX  | 1-8     | 158 | 178   | 386      | 46.11 |

### 1. Matt Fuller 9-0

|    | OPPONENT               | SCORE      | R          | SHS        | %            |
|----|------------------------|------------|------------|------------|--------------|
| 1. | Steve Drozd            | 44/35      | 37         | 54         | 68.52        |
| 2. | Richard (Richie) Ochoa | 43/13      | 41         | 52         | 78.85        |
| 3. | Dalton Rakestraw       | 42/15      | 35         | 50         | 70.00        |
| 4. | Scotty Lumb            | 43/12      | 36         | 44         | 81.82        |
| 5. | Joey Mueller           | 45/7       | 25         | 34         | 73.53        |
| 6. | Clayton Bonham III     | 43/9       | 33         | 38         | 86.84        |
| 7. | Joshua Bowerman        | 42/15      | 33         | 40         | 82.50        |
| 8. | Martin Ross Williams   | 42/7       | 28         | 36         | 77.78        |
| 9. | Gavin Kahrig           | 40/21      | 53         | 68         | 77.94        |
|    |                        | <b>384</b> | <b>321</b> | <b>416</b> | <b>77.16</b> |

### 2. Gavin Kahrig 8-1

|    | OPPONENT               | SCORE      | R          | SHS        | %            |
|----|------------------------|------------|------------|------------|--------------|
| 1. | Richard (Richie) Ochoa | 41/8       | 22         | 34         | 64.71        |
| 2. | Dalton Rakestraw       | 42/16      | 35         | 50         | 70.00        |
| 3. | Steve Drozd            | 41/29      | 35         | 60         | 58.33        |
| 4. | Joey Mueller           | 44/10      | 28         | 38         | 73.68        |
| 5. | Clayton Bonham III     | 41/12      | 30         | 38         | 78.95        |
| 6. | Scotty Lumb            | 43/22      | 27         | 44         | 61.36        |
| 7. | Martin Ross Williams   | 44/22      | 38         | 56         | 67.86        |
| 8. | Joshua Bowerman        | 41/21      | 32         | 46         | 69.57        |
| 9. | Matt Fuller            | 21/40      | 47         | 68         | 69.12        |
|    |                        | <b>358</b> | <b>294</b> | <b>434</b> | <b>67.74</b> |



**3. Joshua Bowerman 6-3**

|    | OPPONENT               | SCORE      | R          | SHS        | %            |
|----|------------------------|------------|------------|------------|--------------|
| 1. | Scotty Lumb            | 42/22      | 41         | 60         | 68.33        |
| 2. | Joey Mueller           | 33/40      | 35         | 64         | 54.69        |
| 3. | Clayton Bonham III     | 42/10      | 23         | 36         | 63.89        |
| 4. | Richard (Richie) Ochoa | 44/19      | 29         | 46         | 63.04        |
| 5. | Steve Drozd            | 40/31      | 27         | 48         | 56.25        |
| 6. | Dalton Rakestraw       | 41/9       | 33         | 40         | 82.50        |
| 7. | Matt Fuller            | 15/42      | 24         | 40         | 60.00        |
| 8. | Gavin Kahrig           | 21/41      | 25         | 46         | 54.35        |
| 9. | Martin Ross Williams   | 44/20      | 40         | 58         | 68.97        |
|    |                        | <b>322</b> | <b>277</b> | <b>438</b> | <b>63.24</b> |

**4. Joey Mueller 6-3**

|    | OPPONENT               | SCORE      | R          | SHS        | %            |
|----|------------------------|------------|------------|------------|--------------|
| 1. | Clayton Bonham III     | 40/15      | 23         | 30         | 76.67        |
| 2. | Joshua Bowerman        | 40/33      | 38         | 64         | 59.38        |
| 3. | Scotty Lumb            | 34/41      | 34         | 58         | 58.62        |
| 4. | Gavin Kahrig           | 10/44      | 17         | 38         | 44.74        |
| 5. | Matt Fuller            | 7/45       | 13         | 34         | 38.24        |
| 6. | Martin Ross Williams   | 42/24      | 37         | 60         | 61.67        |
| 7. | Richard (Richie) Ochoa | 44/25      | 18         | 32         | 56.25        |
| 8. | Dalton Rakestraw       | 40/28      | 30         | 50         | 60.00        |
| 9. | Steve Drozd            | 41/20      | 26         | 48         | 54.17        |
|    |                        | <b>298</b> | <b>236</b> | <b>414</b> | <b>57.00</b> |

**5. Martin Ross Williams 5-4**

|    | OPPONENT               | SCORE      | R          | SHS        | %            |
|----|------------------------|------------|------------|------------|--------------|
| 1. | Dalton Rakestraw       | 42/9       | 18         | 24         | 75.00        |
| 2. | Steve Drozd            | 40/23      | 34         | 52         | 65.38        |
| 3. | Richard (Richie) Ochoa | 42/24      | 33         | 52         | 63.46        |
| 4. | Clayton Bonham III     | 43/11      | 24         | 34         | 70.59        |
| 5. | Scotty Lumb            | 40/8       | 37         | 48         | 77.08        |
| 6. | Joey Mueller           | 24/42      | 31         | 60         | 51.67        |
| 7. | Gavin Kahrig           | 22/44      | 30         | 56         | 53.57        |
| 8. | Matt Fuller            | 7/42       | 16         | 36         | 44.44        |
| 9. | Joshua Bowerman        | 20/44      | 32         | 58         | 55.17        |
|    |                        | <b>280</b> | <b>255</b> | <b>420</b> | <b>60.71</b> |

**6. Scotty Lumb 5-4**

|    | OPPONENT               | SCORE      | R          | SHS        | %            |
|----|------------------------|------------|------------|------------|--------------|
| 1. | Joshua Bowerman        | 22/42      | 34         | 60         | 56.67        |
| 2. | Clayton Bonham III     | 40/31      | 41         | 72         | 56.94        |
| 3. | Joey Mueller           | 41/34      | 35         | 58         | 60.34        |
| 4. | Matt Fuller            | 12/43      | 27         | 44         | 61.36        |
| 5. | Martin Ross Williams   | 8/40       | 27         | 48         | 56.25        |
| 6. | Gavin Kahrig           | 22/43      | 21         | 44         | 47.73        |
| 7. | Dalton Rakestraw       | 40/5       | 29         | 42         | 69.05        |
| 8. | Steve Drozd            | 40/16      | 26         | 48         | 54.17        |
| 9. | Richard (Richie) Ochoa | 41/13      | 24         | 32         | 75.00        |
|    |                        | <b>266</b> | <b>264</b> | <b>448</b> | <b>58.93</b> |

**7. Dalton Rakestraw 2-7**

|    | OPPONENT               | SCORE      | R          | SHS        | %            |
|----|------------------------|------------|------------|------------|--------------|
| 1. | Martin Ross Williams   | 9/42       | 7          | 24         | 29.17        |
| 2. | Gavin Kahrig           | 16/42      | 27         | 50         | 54.00        |
| 3. | Matt Fuller            | 15/42      | 26         | 50         | 52.00        |
| 4. | Steve Drozd            | 41/25      | 26         | 42         | 61.90        |
| 5. | Richard (Richie) Ochoa | 42/2       | 27         | 36         | 75.00        |
| 6. | Joshua Bowerman        | 9/41       | 22         | 40         | 55.00        |
| 7. | Scotty Lumb            | 5/40       | 17         | 42         | 40.48        |
| 8. | Joey Mueller           | 28/40      | 26         | 50         | 52.00        |
| 9. | Clayton Bonham III     | 10/42      | 20         | 38         | 52.63        |
|    |                        | <b>175</b> | <b>198</b> | <b>372</b> | <b>53.23</b> |

**8. Steve Drozd 2-7**

|    | OPPONENT               | SCORE      | R          | SHS        | %            |
|----|------------------------|------------|------------|------------|--------------|
| 1. | Matt Fuller            | 35/44      | 34         | 54         | 62.96        |
| 2. | Martin Ross Williams   | 23/40      | 28         | 52         | 53.85        |
| 3. | Gavin Kahrig           | 29/41      | 32         | 60         | 53.33        |
| 4. | Dalton Rakestraw       | 25/41      | 22         | 42         | 52.38        |
| 5. | Joshua Bowerman        | 31/40      | 24         | 48         | 50.00        |
| 6. | Richard (Richie) Ochoa | 42/12      | 23         | 36         | 63.89        |
| 7. | Clayton Bonham III     | 40/17      | 31         | 50         | 62.00        |
| 8. | Scotty Lumb            | 16/40      | 17         | 48         | 35.42        |
| 9. | Joey Mueller           | 20/41      | 20         | 48         | 41.67        |
|    |                        | <b>261</b> | <b>231</b> | <b>438</b> | <b>52.74</b> |

**9. Clayton Bonham III 1-8**

|    | OPPONENT               | SCORE      | R          | SHS        | %            |
|----|------------------------|------------|------------|------------|--------------|
| 1. | Joey Mueller           | 15/40      | 15         | 30         | 50.001       |
| 2. | Scotty Lumb            | 31/40      | 40         | 72         | 55.562       |
| 3. | Joshua Bowerman        | 10/42      | 13         | 36         | 36.113       |
| 4. | Martin Ross Williams   | 11/43      | 14         | 34         | 41.184       |
| 5. | Gavin Kahrig           | 12/41      | 21         | 38         | 55.265       |
| 6. | Matt Fuller            | 9/43       | 22         | 38         | 57.896       |
| 7. | Steve Drozd            | 17/40      | 25         | 50         | 50.007       |
| 8. | Richard (Richie) Ochoa | 33/42      | 32         | 66         | 48.488       |
| 9. | Dalton Rakestraw       | 42/10      | 31         | 38         | 81.589       |
|    |                        | <b>180</b> | <b>213</b> | <b>402</b> | <b>52.99</b> |

**10. Richard (Richie) Ochoa 1-8**

|  | OPPONENT             | SCORE      | R          | SHS        | %            |
|--|----------------------|------------|------------|------------|--------------|
|  | Gavin Kahrig         | 8/41       | 11         | 34         | 32.35        |
|  | Matt Fuller          | 13/43      | 32         | 52         | 61.54        |
|  | Martin Ross Williams | 24/42      | 30         | 52         | 57.69        |
|  | Joshua Bowerman      | 19/44      | 19         | 46         | 41.30        |
|  | Dalton Rakestraw     | 2/42       | 15         | 36         | 41.67        |
|  | Steve Drozd          | 12/42      | 13         | 36         | 36.11        |
|  | Joey Mueller         | 25/44      | 12         | 32         | 37.50        |
|  | Clayton Bonham III   | 42/33      | 31         | 66         | 46.97        |
|  | Scotty Lumb          | 13/41      | 15         | 32         | 46.88        |
|  |                      | <b>158</b> | <b>178</b> | <b>386</b> | <b>46.11</b> |



# JUNIOR GIRLS DIVISION CHAMPIONSHIP CLASS 2010 WORLD TOURNAMENT



## JUNIOR GIRLS DIVISION

|                      | State | W-L | Ringers | Pts | Shoes | Ringer % |
|----------------------|-------|-----|---------|-----|-------|----------|
| 1. Bethany Heinritz  | WI    | 5-0 | 202     | 116 | 218   | 53.21    |
| 2. Brianna McCormick | VT    | 4-1 | 183     | 100 | 224   | 44.64    |
| 3. Jennifer Trader   | ND    | 2-3 | 139     | 90  | 240   | 37.50    |
| 4. Billie May Bonham | MI    | 2-3 | 127     | 62  | 202   | 30.69    |
| 5. Natalie Altis     | MO    | 1-4 | 138     | 85  | 246   | 34.55    |
| 6. Jessi Whaley      | SD    | 1-4 | 128     | 75  | 234   | 32.05    |

### 1. Bethany Heinritz 5-0

| OPPONENT             | SCORE      | R          | SHS        | %            |
|----------------------|------------|------------|------------|--------------|
| 1. Billie May Bonham | 40/17      | 21         | 44         | 47.73        |
| 2. Brianna McCormick | 40/21      | 24         | 40         | 60.00        |
| 3. Jennifer Trader   | 42/17      | 28         | 50         | 56.00        |
| 4. Natalie Altis     | 40/20      | 23         | 40         | 57.50        |
| 5. Jessi Whaley      | 40/15      | 20         | 44         | 45.45        |
|                      | <b>202</b> | <b>116</b> | <b>218</b> | <b>53.21</b> |

### 2. Brianna McCormick 4-1

| OPPONENT             | SCORE      | R          | SHS        | %            |
|----------------------|------------|------------|------------|--------------|
| 1. Jessi Whaley      | 41/32      | 21         | 54         | 38.89        |
| 2. Bethany Heinritz  | 21/40      | 18         | 40         | 45.00        |
| 3. Natalie Altis     | 40/24      | 19         | 52         | 36.54        |
| 4. Billie May Bonham | 41/19      | 18         | 38         | 47.37        |
| 5. Jennifer Trader   | 40/12      | 24         | 40         | 60.00        |
|                      | <b>183</b> | <b>100</b> | <b>224</b> | <b>44.64</b> |

### 3. Jennifer Trader 2-3

| OPPONENT             | SCORE      | R         | SHS        | %            |
|----------------------|------------|-----------|------------|--------------|
| 1. Natalie Altis     | 41/32      | 23        | 62         | 37.10        |
| 2. Billie May Bonham | 26/41      | 11        | 42         | 26.19        |
| 3. Bethany Heinritz  | 17/42      | 20        | 50         | 40.00        |
| 4. Jessi Whaley      | 43/16      | 21        | 46         | 45.65        |
| 5. Brianna McCormick | 12/40      | 15        | 40         | 37.50        |
|                      | <b>139</b> | <b>90</b> | <b>240</b> | <b>37.50</b> |

### 4. Billie May Bonham 2-3

| OPPONENT             | SCORE      | R         | SHS        | %            |
|----------------------|------------|-----------|------------|--------------|
| 1. Bethany Heinritz  | 17/40      | 13        | 44         | 29.55        |
| 2. Jennifer Trader   | 41/26      | 15        | 42         | 35.71        |
| 3. Jessi Whaley      | 9/45       | 4         | 38         | 10.53        |
| 4. Brianna McCormick | 19/41      | 11        | 38         | 28.95        |
| 5. Natalie Altis     | 41/20      | 19        | 40         | 47.50        |
|                      | <b>127</b> | <b>62</b> | <b>202</b> | <b>30.69</b> |

### 5. Natalie Altis 1-4

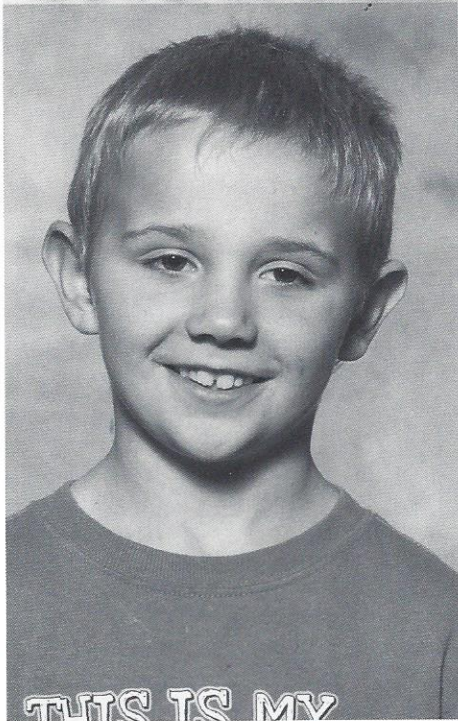
| OPPONENT             | SCORE      | R         | SHS        | %            |
|----------------------|------------|-----------|------------|--------------|
| 1. Jennifer Trader   | 32/41      | 20        | 62         | 32.26        |
| 2. Jessi Whaley      | 42/20      | 23        | 52         | 44.23        |
| 3. Brianna McCormick | 24/40      | 15        | 52         | 28.85        |
| 4. Bethany Heinritz  | 20/40      | 17        | 40         | 42.50        |
| 5. Billie May Bonham | 20/41      | 10        | 40         | 25.00        |
|                      | <b>138</b> | <b>85</b> | <b>246</b> | <b>34.55</b> |

### 6. Jessi Whaley 1-4

| OPPONENT             | SCORE      | R         | SHS        | %            |
|----------------------|------------|-----------|------------|--------------|
| 1. Brianna McCormick | 32/41      | 19        | 54         | 35.19        |
| 2. Natalie Altis     | 20/42      | 15        | 52         | 28.85        |
| 3. Billie May Bonham | 45/9       | 14        | 38         | 36.84        |
| 4. Jennifer Trader   | 16/43      | 15        | 46         | 32.61        |
| 5. Bethany Heinritz  | 15/40      | 12        | 44         | 27.27        |
|                      | <b>128</b> | <b>75</b> | <b>234</b> | <b>32.05</b> |



# CADET'S DIVISION CHAMPIONSHIP CLASS 2010 WORLD TOURNAMENT



## CADET'S DIVISION

|                      | Entry Avg. | State | W-L | Ringers | Pts | Shoes | Ringer % |
|----------------------|------------|-------|-----|---------|-----|-------|----------|
| 1. Noah Gabel        | 12.25      | ND    | 5-0 | 126     | 42  | 200   | 21.00    |
| 2. Austin Peach      | 22.75      | IL    | 3-2 | 114     | 38  | 198   | 19.19    |
| 3. Matthew Trader    | 20.75      | ND    | 3-2 | 107     | 25  | 200   | 12.50    |
| 4. Derek Bloodgood   | 11.00      | IA    | 3-2 | 106     | 21  | 196   | 10.71    |
| 5. Garrison Shepard  | 8.50       | CO    | 1-4 | 74      | 17  | 200   | 8.50     |
| 6. Merissa Caravello | 2.25       | KS    | 0-5 | 35      | 4   | 198   | 2.02     |

### 1. Noah Gabel 5-0

|    | OPPONENT          | SCORE      | R         | SHS        | %            |
|----|-------------------|------------|-----------|------------|--------------|
| 1. | Derek Bloodgood   | 29/11      | 8         | 40         | 20.00        |
| 2. | Merissa Caravello | 26/14      | 6         | 40         | 15.00        |
| 3. | Austin Peach      | 21/19      | 12        | 40         | 30.00        |
| 4. | Matthew Trader    | 30/15      | 12        | 40         | 30.00        |
| 5. | Garrison Shepard  | 20/19      | 4         | 40         | 10.00        |
|    |                   | <b>126</b> | <b>42</b> | <b>200</b> | <b>21.00</b> |

### 2. Austin Peach 3-2

|    | OPPONENT          | SCORE      | R         | SHS        | %            |
|----|-------------------|------------|-----------|------------|--------------|
| 1. | Merissa Caravello | 24/5       | 6         | 40         | 15.00        |
| 2. | Garrison Shepard  | 21/11      | 8         | 40         | 20.00        |
| 3. | Noah Gabel        | 19/21      | 10        | 40         | 25.00        |
| 4. | Derek Bloodgood   | 30/14      | 9         | 38         | 23.68        |
| 5. | Matthew Trader    | 20/22      | 5         | 40         | 12.50        |
|    |                   | <b>114</b> | <b>38</b> | <b>198</b> | <b>19.19</b> |

### 3. Matthew Trader 3-2

|    | OPPONENT          | SCORE      | R         | SHS        | %            |
|----|-------------------|------------|-----------|------------|--------------|
| 1. | Garrison Shepard  | 26/8       | 5         | 40         | 12.50        |
| 2. | Derek Bloodgood   | 17/26      | 4         | 40         | 10.00        |
| 3. | Merissa Caravello | 27/5       | 2         | 40         | 5.00         |
| 4. | Noah Gabel        | 15/30      | 7         | 40         | 17.50        |
| 5. | Austin Peach      | 22/20      | 7         | 40         | 17.50        |
|    |                   | <b>107</b> | <b>25</b> | <b>200</b> | <b>12.50</b> |

### 4. Derek Bloodgood 3-2

|    | OPPONENT          | SCORE      | R         | SHS        | %            |
|----|-------------------|------------|-----------|------------|--------------|
| 1. | Noah Gabel        | 11/29      | 1         | 40         | 2.50         |
| 2. | Matthew Trader    | 26/17      | 7         | 40         | 17.50        |
| 3. | Garrison Shepard  | 23/16      | 5         | 40         | 12.50        |
| 4. | Austin Peach      | 14/30      | 3         | 38         | 7.89         |
| 5. | Merissa Caravello | 32/3       | 5         | 38         | 13.16        |
|    |                   | <b>106</b> | <b>21</b> | <b>196</b> | <b>10.71</b> |

### 5. Garrison Shepard 1-4

|    | OPPONENT          | SCORE     | R         | SHS        | %           |
|----|-------------------|-----------|-----------|------------|-------------|
| 1. | Matthew Trader    | 8/26      | 0         | 40         | 0.00        |
| 2. | Austin Peach      | 11/21     | 4         | 40         | 10.00       |
| 3. | Derek Bloodgood   | 16/23     | 6         | 40         | 15.00       |
| 4. | Merissa Caravello | 20/8      | 3         | 40         | 7.50        |
| 5. | Noah Gabel        | 19/20     | 4         | 40         | 10.00       |
|    |                   | <b>74</b> | <b>17</b> | <b>200</b> | <b>8.50</b> |

### 6. Merissa Caravello 0-5

|    | OPPONENT         | SCORE     | R        | SHS        | %           |
|----|------------------|-----------|----------|------------|-------------|
| 1. | Austin Peach     | 5/24      | 1        | 40         | 2.50        |
| 2. | Noah Gabel       | 14/26     | 2        | 40         | 5.00        |
| 3. | Matthew Trader   | 5/27      | 0        | 40         | 0.00        |
| 4. | Garrison Shepard | 8/20      | 1        | 40         | 2.50        |
| 5. | Derek Bloodgood  | 3/32      | 0        | 38         | 0.00        |
|    |                  | <b>35</b> | <b>4</b> | <b>198</b> | <b>2.02</b> |



# NHPA NEWSLINE

VOL. 22, NO. 5

Subscription Office

3085 76th St., Franksville, WI 53126

CHANGE SERVICE REQUESTED

\*\*\*\*\*AUTO\*\*MIXED ADC 150

CASEY G SLUYS  
1721 SAN RAMON WAY  
SANTA ROSA CA 95409-3964

33  
1792

PRESORTED  
STANDARD  
**US POSTAGE PAID**  
LANSING, MI  
PERMIT NO. 622



## All the equipment you need . . .



Support Your  
National  
Horseshoe  
Pitchers  
Association.

Contact a  
Distributor  
near you for  
the products  
shown in this  
ad and many  
other Game  
Related Items.

### NHPA GAME RELATED SALES DISTRIBUTORS

DENNIS OHMS  
777 W. Midvalley Road  
Cedar City, UT 84720  
(866) 586-9353  
ohms@netutah.com  
www.dennishorseshoes.com

MIKE LITTELL  
4363 Shoreline Dr.  
Spring Park, MN 55384  
(612) 327-6350  
Mikeshorseshoes@yahoo.com  
www.mikeshorseshoes.com

JIM SHILLING  
5044 A County Rd. 64  
Spencerville, IN 46788  
(260) 238-4879  
shillinghorseshoes@yahoo.com

WALLY SHIPLEY  
HORSESHOE OUTLET  
Managed by Hal Griswold  
32612 Balearic Road  
Dana Point, CA 92629  
(949) 496-0577  
setibird@yahoo.com

#### NHPA Game Related Sales

QUAIL RIDGE GAME RELATED SALES  
100 Bluestem Way  
Wentzville, MO 63385-3799  
(636) 327-5270  
QRHCsales@quailridgesales.com  
www.quailridgesales.com

#### DISTRIBUTORS & SUB-DISTRIBUTORS CONTACT

NHPA Game Related Sales Office  
Pam Gettinger/Larry Langewisch  
(636) 327-5271  
NHPAgame-related@nhpsales.com